



Premium Hydronic System

H Series **HE**

R-410A Refrigerant

Single Stage

3-5 Ton

*OptiHeat*

VAPOR INJECTION TECHNOLOGY

Design Features

Controls

Application Notes

Physical Elements

Dimensions

Electrical

Antifreeze Correction

Performance

Pressure Drop

Wiring

Accessories

Engineering Specs



SPECIFICATION CATALOGUE

**GEOSMART**  
ENERGY



## Table of Contents

---

|  |    |
|--|----|
| Model Nomenclature . . . . .                         | 5  |
| AHRI/ISO 13256-2 Data . . . . .                      | 6  |
| The Premium HE Series with OptiHeat . . . . .        | 8  |
| Inside the Premium HE Series with OptiHeat . . . . . | 10 |
| Water Quality . . . . .                              | 11 |
| Aurora Control System . . . . .                      | 12 |
| Application Notes . . . . .                          | 19 |
| Dimensional Data . . . . .                           | 23 |
| Physical Data . . . . .                              | 24 |
| Electrical Data . . . . .                            | 24 |
| Antifreeze Correction . . . . .                      | 25 |
| Water Pressure Drop . . . . .                        | 26 |
| Pressure Drop . . . . .                              | 27 |
| Heating Operating Envelope . . . . .                 | 28 |
| Reference Calculations . . . . .                     | 29 |
| Legend and Notes . . . . .                           | 29 |
| Performance Data . . . . .                           | 30 |
| Wiring Schematics . . . . .                          | 36 |
| Accessories and Options . . . . .                    | 38 |
| Engineering Guide Specifications . . . . .           | 40 |
| Revision Guide . . . . .                             | 43 |



GeoSmart is proud to introduce the latest in geothermal heat pump technology by launching the OptiHeat line of heat pumps which are the most efficient, Energy Star rated water to water heat pumps available on the market. OptiHeat utilizes Copeland vapor injection (VI) scroll compressor technology to provide optimal performance. Vapor injection theory uses an intermediate refrigerant heat exchanger to boost refrigeration capacity which increases overall heat pump efficiency. As the name OptiHeat implies, these units are optimized for heating performance. VI technology enables the heat pump an expanded operating range allowing leaving water temperatures of 150°F. A 20°F improvement over conventional systems while maintaining the same environmentally friendly R-410A refrigerant that is industry standard. Copeland VI compressors are specifically designed to operate under higher compression ratios which allows for higher temperature operation without sacrificing reliability. Premium HE Series OptiHeat units have been tested and approved for higher pressure operation per UL 1995 which is the standard for heating/cooling products in the United States.

OptiHeat units are equipped with electronic expansion valve controlled by the Aurora Base microprocessor to offer precise control of the vapor injection circuit. While the units are optimized for heating performance, cooling is still an option with reversible units. In the cooling mode, VI technology is turned off to maintain simplicity and efficient performance.

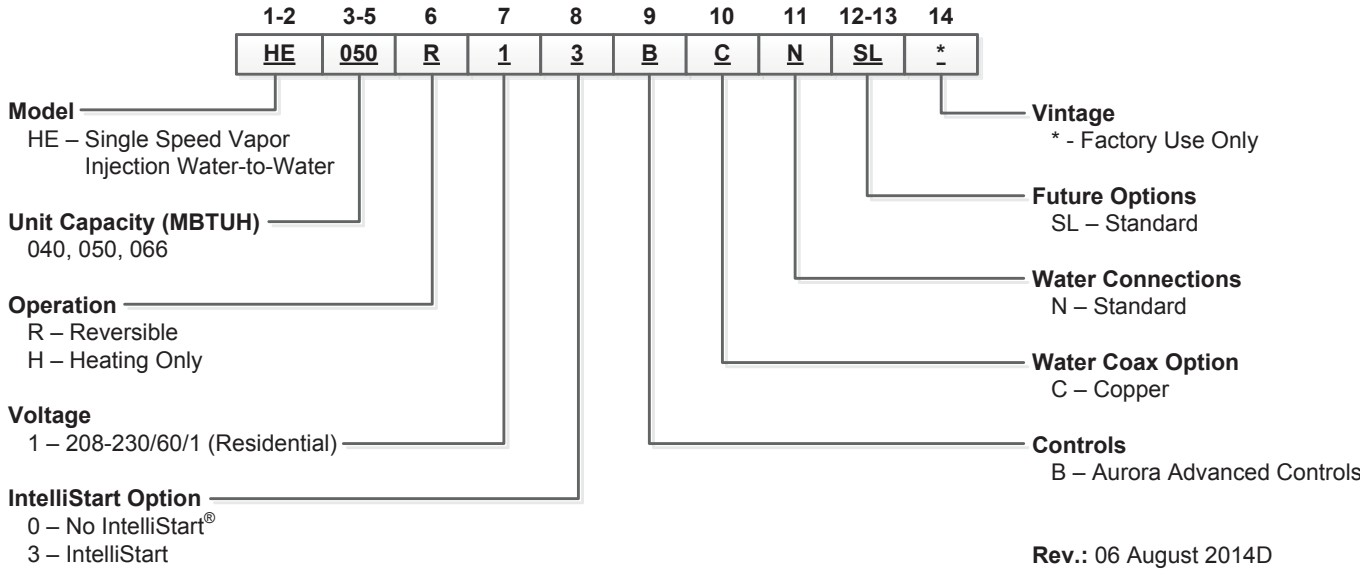
1. Compressor: Vapor injected, single speed scroll, mounted on a double isolation system. Super Quiet Sound Package for improved noise reduction.
2. Water Lines: Flush mount connections allow one wrench leak-free connections without a back-up.
3. Cabinet: Heavy gauge, environmentally responsible galvanized steel for maximum corrosion resistance.
4. Soft Start: IntelliStart™ reduces the amount of current needed to activate the unit by 60-70%. This helps alleviate light flicker, reduces start-up noise and increases compressor life. Helpful in applications when GeoSmart units are to run off-the-grid.
5. ThermaShield™: Proprietary coating applied to water-to-refrigerant heat exchanger that protects against condensations in extended range applications (below 50°F).
6. Discharge line mufflers to help quiet compressor discharge gas pulsations
7. Electronic expansion valve for optimal superheat control of VI circuit
8. Controls: Aurora Base Control with Aurora Expansion Board is standard.

#### Key Benefits:

- 3 models sizes from 040-066 MBtu/hr.
- Same cabinet footprint for easy retrofit of legacy product.
- Field switchable control box

As a leader in the industry, GeoSmart is dedicated to innovation, quality, and customer satisfaction. In fact, every unit built is exposed to a wide range of quality control procedures throughout the assembly process and is then subjected to a rigorous battery of computerized run tests to certify that it meets or exceeds performance standards for efficiency and safety, and will perform flawlessly at startup. As further affirmation of our quality standards, each unit carries our exclusive Quality Assurance emblem, signed by the final test technician.

# Model Nomenclature



| Voltage      | Size |     |     |
|--------------|------|-----|-----|
|              | 040  | 050 | 066 |
| 208-230/60/1 | ••   | •   | •   |

- - Voltage available in this size
- - Voltage and soft start available in this size



All Premium HE Series products are safety listed under UL1995 thru ETL and performance listed with AHRI in accordance with standard 13256-2. The Premium HE Series is also ENERGY STAR® rated.

## AHRI/ISO 13256-2 Performance Ratings

The performance standard AHRI/ASHRAE/ISO 13256-2 became effective January 1, 2000. This new standard has three major categories: Water Loop, Ground Water, and Ground Loop.

Unit of Measure: The Cooling COP

The cooling efficiency is measured in EER (US version measured in Btu/h per Watt. The Metric version is measured in a cooling COP (Watt per Watt) similar to the traditional COP measurement.

Pump Power Correction Calculation

Within each model, only one water flow rate is specified for all three groups and pumping Watts are calculated using the following formula. This additional power is added onto the existing power consumption.

- Pump power correction =  $(\text{gpm} \times 0.0631) \times (\text{Press Drop} \times 2990) / 300$

Where 'gpm' is waterflow in gpm and 'Press Drop' is the pressure drop through the unit heat exchanger at rated water flow in feet of head.

ISO Capacity and Efficiency Calculations

The following equations illustrate cooling calculations:

- ISO Cooling Capacity = Cooling Capacity (Btu/h) x 3.412
- ISO EER Efficiency (W/W) = ISO Cooling Capacity (Btu/h) x 3.412 / [Power Input (Watts) + Pump Power Correction (Watt)]

The following equations illustrate heating calculations:

- ISO Heating Capacity = Heating Capacity (Btu/h) x 3.412
- ISO COP Efficiency (W/W) = ISO Heating Capacity (Btu/h) x 3.412 / [Power Input (Watts) + Pump Power Correction (Watt)]

### Test Conditions

|  | ISO/AHRI<br>13256-2<br>WLHP | ISO/AHRI<br>13256-2<br>GWHP | ISO/AHRI<br>13256-2<br>GLHP |
|--|-----------------------------|-----------------------------|-----------------------------|
| <b>Cooling</b>                                   |                             |                             |                             |
| Liquid Entering Indoor Side - °F                 | 53.6                        | 53.6                        | 53.6                        |
| <i>Standard Rating Test</i>                      |                             |                             |                             |
| Liquid Entering Heat Exchanger - °F              | 86                          | 59                          | 77                          |
| <i>Part-load Rating Test</i>                     |                             |                             |                             |
| Liquid Entering Heat Exchanger                   | 86                          | 59                          | 68                          |
| Fluid Flow Rate                                  | *                           | *                           | *                           |
| <b>Heating</b>                                   |                             |                             |                             |
| Liquid Entering Indoor Side - °F                 | 104                         | 104                         | 104                         |
| <i>Standard Rating Test</i>                      |                             |                             |                             |
| Liquid Entering Outdoor-side Heat Exchanger - °F | 68                          | 50                          | 32                          |
| <i>Part-load Rating Test</i>                     |                             |                             |                             |
| Liquid Entering Outdoor-side Heat Exchanger      | 68                          | 50                          | 41                          |
| Fluid Flow Rate                                  | *                           | *                           | *                           |

**NOTES:** \*Flow rate is specified by the manufacturer  
 WLHP = Water Loop Heat Pump; GWHP = Ground Water Heat Pump;  
 GLHP = Ground Loop Heat Pump

### Conversions

Water Flow (lps) =  $\text{gpm} \times 0.0631$

Press Drop (Pascals) =  $\text{Press Drop (ft hd)} \times 2990$

# AHRI/ISO 13256-2 Performance Ratings

## English (IP) Units

| Model | Flow Rate   |               | Water Loop Heat Pump                  |               |                                      |     | Ground Water Heat Pump                |               |                                      |     | Ground Loop Heat Pump                 |               |                                      |     |
|-------|-------------|---------------|---------------------------------------|---------------|--------------------------------------|-----|---------------------------------------|---------------|--------------------------------------|-----|---------------------------------------|---------------|--------------------------------------|-----|
|       |             |               | Cooling<br>86°F Source<br>53.6°F Load |               | Heating<br>68°F Source<br>104°F Load |     | Cooling<br>59°F Source<br>53.6°F Load |               | Heating<br>50°F Source<br>104°F Load |     | Cooling<br>77°F Source<br>53.6°F Load |               | Heating<br>32°F Source<br>104°F Load |     |
|       | Load<br>GPM | Source<br>GPM | Capacity<br>Btuh                      | EER<br>Btuh/W | Capacity<br>Btuh                     | COP | Capacity<br>Btuh                      | EER<br>Btuh/W | Capacity<br>Btuh                     | COP | Capacity<br>Btuh                      | EER<br>Btuh/W | Capacity<br>Btuh                     | COP |
| 040   | 10          | 10            | 29,100                                | 13.4          | 43,500                               | 4.6 | 33,000                                | 20.1          | 40,000                               | 4.0 | 30,600                                | 16.1          | 34,000                               | 3.3 |
| 050   | 15          | 15            | 41,500                                | 13.3          | 66,000                               | 4.7 | 47,000                                | 20.1          | 54,900                               | 3.9 | 44,500                                | 16.1          | 45,000                               | 3.3 |
| 066   | 20          | 20            | 52,000                                | 12.7          | 83,000                               | 4.4 | 57,000                                | 20.1          | 70,000                               | 3.7 | 54,000                                | 16.1          | 56,500                               | 3.2 |

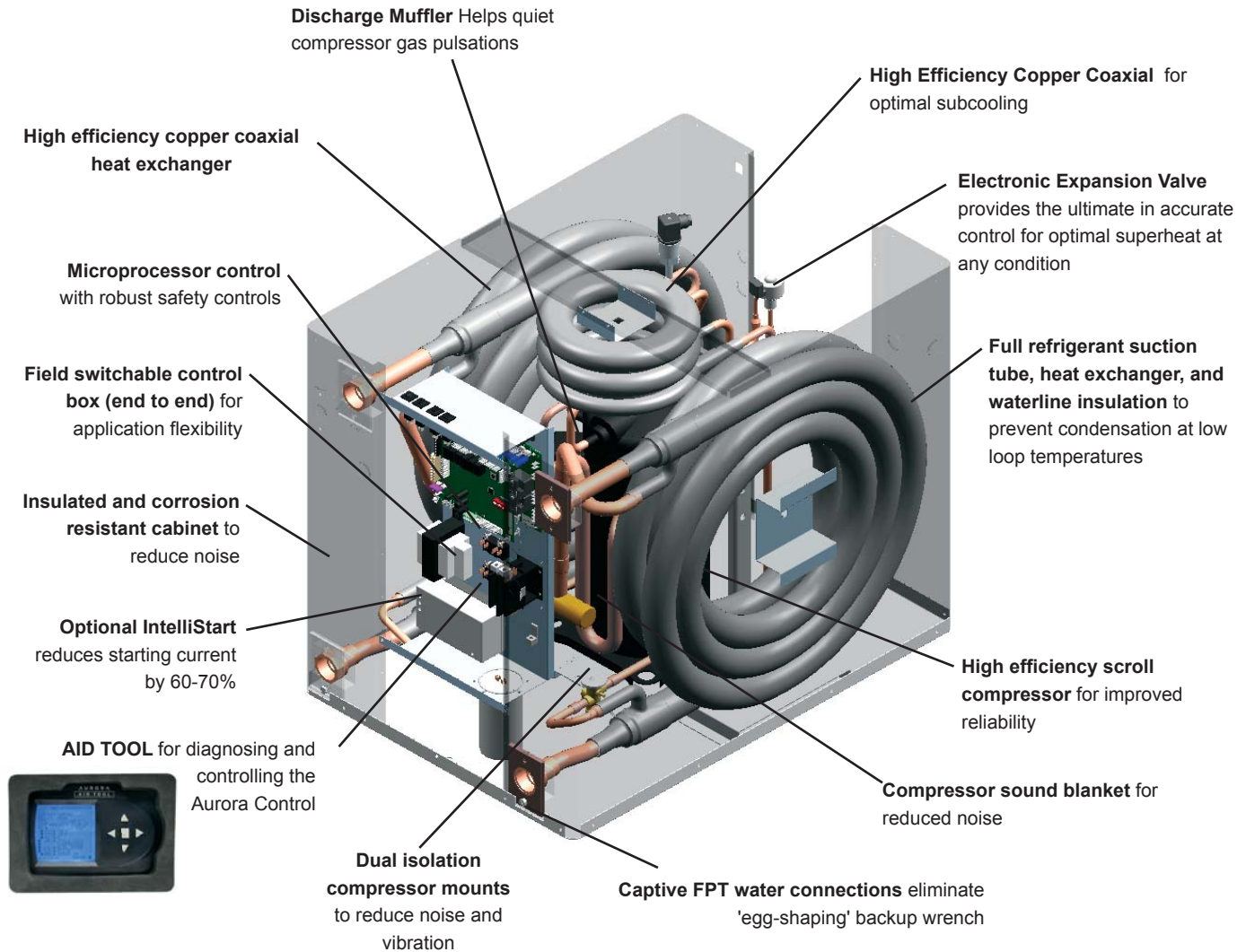
7/8/14



All Premium HE Series products are safety listed under UL1995 thru ETL and performance listed with AHRI in accordance with standard 13256-2. The Premium HE Series is also ENERGY STAR® rated.

# Premium HE with OptiHeat

## Unit Features



## Premium HE with OptiHeat cont.

### Operating Efficiencies

- Environmentally friendly R-410A refrigerant reduces ozone depletion.
- High-stability bidirectional expansion valve provides superior performance.
- Efficient scroll compressor operates quietly.
- Oversized coaxial tube water-to-refrigerant heat exchanger increases efficiency.
- Electronic expansion valve for VI circuits

### Standard Features

- Heavy gauge cabinet
- Quiet scroll compressors in all models
- All interior cabinet surfaces are insulated with ½ in. [12.7 mm] thick 1 ½ lb. [681 g] density, surface coated, acoustic type glass fiber insulation.
- Optional IntelliStart® to reduce starting current (208-230/60/1)
- Field switchable control box
- Ultra-compact cabinet
- Multi-density laminate lined compressor blanket designed to suppress low frequency noise.
- Discharge line mufflers to help quiet compressor discharge gas pulsations.
- Removable compressor access panels.
- Quick attach wiring harnesses are used throughout for fast servicing.
- High and low pressure refrigerant service ports.

### Product Quality

- Heavy-gauge steel cabinets are finished with a durable polyester powder coat paint for long lasting beauty and service.
- All refrigerant brazing is performed in a nitrogen atmosphere.
- Coaxial heat exchangers, refrigerant suction lines and all water pipes are fully insulated to reduce condensation problems in low temperature operation.
- Computer controlled deep vacuum and refrigerant charging system.
- All joints are leak detected for maximum leak rate of less than ¼ oz. per year.
- Computer bar code equipped assembly line ensures all components are correct.
- All units are computer run-tested with water to verify both function and performance.
- Safety features include high- and low-pressure refrigerant controls to protect the compressor.

### Options and Accessories

- Closed loop, source side, circulating pump kit
- Closed loop, load side, circulating pump kit
- Water connection kits
- Geo-Storage Tank (80-120 Gal.)
- IntelliStart
- HydroZone, tank control with outdoor reset

### Application Flexibility

- Designed to operate with entering source temperature of 30°F and leaving load temperatures of up to 150°F. See the capacity tables to see allowable operating conditions per model.
- Source side flow rates as low as 1.5 GPM/ton for well water, 50°F [10°C] min. EWT.
- Dedicated heating and heat pump models available.
- Dedicated non-reversible models are shipped as heating only.
- Compact size allows installation in confined spaces.
- Front or rear plumbing connections.

## Inside Premium HE with OptiHeat

### Refrigerant

Premium HE with OptiHeat products all feature zero ozone depletion and low global warming potential R-410A refrigerant.

### Cabinet

All units are constructed of corrosion resistant galvanized sheet metal with powder coat paint rated for more than 1000 hours of salt spray. Lift-out access panels provide access to the compressor section from two sides.

### Compressors

High efficiency R-410A vapor injected, scroll compressors for each model sizes provides efficient yet reliable operation at all operating conditions.

### Electrical Box

The control panel is "field" movable from front to back for ease of application. Separate knockouts for low voltage, and two for power on, front and back, allow easy access to the control box. Large 75VA transformer assures adequate controls power for accessories.

### Water Connections

Flush mount FPT water connection fittings allow one wrench leak-free connections and do not require a backup wrench. Factory installed water line thermistors can be viewed through the microprocessor interface tool.

### Thermostatic Expansion Valve

All Premium HE models with OptiHeat utilize a balanced port bidirectional thermostatic expansion valve (TXV) for refrigerant metering. This allows precise refrigerant flow in a wide range of entering water variation (30 to 150°F [-1 to 65°C]) found in geothermal systems. The TXV is located in the compressor compartment for easy access.



### Water-to-Refrigerant Heat Exchanger Coil

Large oversized coaxial refrigerant-to-water heat exchangers provide unparalleled efficiency. The coaxes are designed for low pressure drop and low flow rates. All coaxes are pressure rated to 450 psi water side and 650 psi on the refrigerant side. Refrigerant-to-water heat exchangers will be coated with ThermaShield to prevent condensation in low temperature loop operation.



### Service Connections and Serviceability

Two Schrader service ports are provided for each unit. The suction side and discharge side ports are for field charging and servicing access. All valves are 7/16 in. SAE connections.




### 4-Way Reversing Valve

OptiHeat units feature a reliable all-brass pilot operated refrigerant reversing valve. The reversing valve operation is limited to change of mode by the control to enhance reliability.



### IntelliStart

The optional IntelliStart single phase soft starter will reduce the normal start current (LRA) by 60-70%. This allows the heat pump to go off-grid. Using IntelliStart also provides a substantial reduction in light flicker, reduces start-up noise, and improves the compressor's start behavior. IntelliStart is available in a field retrofit kit or as a factory installed option.



# Water Quality

## General

Water-to-water heat pumps may be successfully applied in a wide range of residential and light commercial applications. It is the responsibility of the system designer and installing contractor to ensure that acceptable water quality is present and that all applicable codes have been met in these installations. Failure to adhere to the guidelines in the water quality table could result in loss of warranty.

## Water Treatment

The use of improperly treated or untreated water in this equipment may result in scaling, erosion, corrosion, algae or slime. The services of a qualified water treatment specialist should be engaged to determine what treatment, if any, is required. The product warranty specifically excludes liability for corrosion, erosion or deterioration of equipment.

The heat exchangers and water lines in the units are copper tube. There may be other materials in the building's piping system that the designer may need to take into consideration when deciding the parameters of the water quality.

If an antifreeze or water treatment solution is to be used, the designer should confirm it does not have a detrimental effect on the materials in the system.

## Contaminated Water

In applications where the water quality cannot be held to prescribed limits, the use of a secondary or intermediate heat exchanger is recommended to separate the unit from the contaminated water.

The following table outlines the water quality guidelines for unit heat exchangers. If these conditions are exceeded, a secondary heat exchanger is required. Failure to supply a secondary heat exchanger where needed will result in a warranty exclusion for primary heat exchanger corrosion or failure.

## Water Quality Guidelines

| Material                         |  | Copper  | 90/10 Cupronickel   | 316 Stainless Steel                                       |
|----------------------------------|--|---|---|---|
| pH                               | Acidity/Alkalinity   | 7 - 9   | 7 - 9   | 7 - 9   |
| Scaling                          | Calcium and Magnesium Carbonate                              | (Total Hardness)<br>less than 350 ppm                     | (Total Hardness)<br>less than 350 ppm                     | (Total Hardness)<br>less than 350 ppm                     |
| Corrosion                        | Hydrogen Sulfide   | Less than 0.5 ppm (rotten egg smell appears at 0.5 ppm)   | 10 - 50 ppm   | Less than 1 ppm   |
|                                  | Sulfates   | Less than 125 ppm   | Less than 125 ppm   | Less than 200 ppm   |
|                                  | Chlorine   | Less than 0.5 ppm   | Less than 0.5 ppm   | Less than 0.5 ppm   |
|                                  | Chlorides  | Less than 20 ppm  | Less than 125 ppm   | Less than 300 ppm   |
|                                  | Carbon Dioxide   | Less than 50 ppm  | 10 - 50 ppm   | 10 - 50 ppm   |
|                                  | Ammonia  | Less than 2 ppm   | Less than 2 ppm   | Less than 20 ppm  |
|                                  | Ammonia Chloride   | Less than 0.5 ppm   | Less than 0.5 ppm   | Less than 0.5 ppm   |
|                                  | Ammonia Nitrate  | Less than 0.5 ppm   | Less than 0.5 ppm   | Less than 0.5 ppm   |
|                                  | Ammonia Hydroxide  | Less than 0.5 ppm   | Less than 0.5 ppm   | Less than 0.5 ppm   |
|                                  | Ammonia Sulfate  | Less than 0.5 ppm   | Less than 0.5 ppm   | Less than 0.5 ppm   |
|                                  | Total Dissolved Solids (TDS)                                 | Less than 1000 ppm  | 1000 - 1500 ppm   | 1000 - 1500 ppm   |
|                                  | LSI Index  | +0.5 to -0.5  | +0.5 to -0.5  | +0.5 to -0.5  |
| Iron Fouling (Biological Growth) | Iron, FE <sup>2+</sup> (Ferrous)<br>Bacterial Iron Potential | < 0.2 ppm   | < 0.2 ppm   | < 0.2 ppm   |
|                                  | Iron Oxide   | Less than 1 ppm, above this level deposition will occur   | Less than 1 ppm, above this level deposition will occur   | Less than 1 ppm, above this level deposition will occur   |
| Erosion                          | Suspended Solids   | Less than 10 ppm and filtered for max. of 600 micron size | Less than 10 ppm and filtered for max. of 600 micron size | Less than 10 ppm and filtered for max. of 600 micron size |
|                                  | Threshold Velocity (Fresh Water)                             | < 6 ft/sec  | < 6 ft/sec  | < 6 ft/sec  |


NOTES: Grains = ppm divided by 17  
mg/L is equivalent to ppm

7/08/14

# The Aurora™ Control System

## Aurora ‘Base’ Control


The Aurora ‘Base’ Control (ABC) System is a complete residential and commercial comfort system that brings all aspects of the HVAC system into one cohesive module network. The ABC features microprocessor control and HP, LP, freeze detection, over/under voltage faults.




Aurora uses the Modbus communication protocol to communicate between modules. Each module contains the logic to control all features that are connected to the module. The Aurora ‘Base’ Control (ABC) has two Modbus channels. The first channel is configured as a master for connecting to devices such as an expansion board, or other slave devices. The second channel is configured as a slave for connecting the Aurora Interface Diagnostics Tool (AID Tool).

## Aurora ‘Advanced’ Control

The Aurora ‘Advanced’ Control expands on the capability of the Aurora ‘Base’ Control (ABC) System by adding the Aurora Expansion Board (AXB). The additional features include loop pump slaving and variable speed pump capability. The AXB also features a second field configurable accessory relay, and two home automation inputs that are AID configurable for different types of alarms from sump pumps to home security. The Smart Grid input is AID configurable with many options to react to Utility controlled relay operation for ON Peak optimization.



| Aurora Control Features                 | Description  | Aurora ‘Advanced’ |
|---|--|-------------------|
| Microprocessor Compressor Control       | Microprocessor control of compressor for timings with FP1, HP, LP, Condensate, assignable Acc relay  | •                 |
| Advanced Microprocessor Features        | Smart Grid, Home Automation Alarm Inputs, and Accessory2 Relay (HRV/ERV)   | •                 |
| Advanced Speed Pump Control             | Microprocessor and separate power relay for loop pump and inline circuit breakers and loop pump slaving.   | •                 |
| Variable Speed Pump                     | Capable of setup, monitoring and controlling a variable speed flow center.   | •                 |
| Smart Grid/Utility Input                | Allows simple input to externally enable of occupied/unoccupied mode for basic utility time of use programs.   | Dry Contact x1    |
| Home Automation Alarm Input             | Allows simple input to signal sump, security, or smoke/CO sensor alarms from other home automation or security systems. The two inputs can be field configured to a number of options and logic. | Dry Contactx2     |
| HAN/Smart Grid Com (AWL and Portal) Kit | Allows direct communication of the Aurora to Smart Meters, Home Automation Network and Internet.   | Optional AWL      |

| Service Device   | Description  | Aurora ‘Base’                      | Aurora ‘Advanced’                  |
|--|--|------------------------------------|------------------------------------|
| <br>Aurora Interface and Diagnostics (AID) Tool | Allows setup, monitoring and troubleshooting of any Aurora Control.<br><br><b>NOTE:</b> Although the ABC has basic compatibility with all Aurora, new product features may not be available on older AID Tools. To simplify the basic compatibility ensure the version of AID is at least the same or greater than the ABC software version. | For Service (Ver. 1.xx or greater) | For Service (Ver. 2.xx or greater) |

## The Aurora™ Control System cont.

### Aurora 'Base' Control



**NOTE:** Refer to the Aurora Base Control Application and Troubleshooting Guide and the Instruction Guide: Aurora Interface and Diagnostics (AID) Tool for additional information.

### Control Features

- Random start at power up
- Anti-short cycle protection
- High and low pressure cutouts
- Loss of charge
- Water coil freeze detection
- Over/under voltage protection
- Load shed
- Emergency shutdown
- Diagnostic LED
- Test mode push button switch
- Alarm output
- Accessory output with N.O. and N.C.
- Modbus communication (master)
- Modbus communication (slave)

### Field Selectable Options via Hardware

**DIP Switch (SW1)** – Test/Configuration Button (See SW1 Operation Table)

#### Test Mode

The control is placed in the test mode by holding the push button switch SW1 for 2 - 5 seconds. In test mode most of the control timings will be shortened by a factor of sixteen (16). LED3 (green) will flash at 1 second on and 1 second off. Additionally, when entering test mode LED1 (red) will flash the last lockout one time. Test mode will automatically time out after 30 minutes. Test mode can be exited by pressing and holding the SW1 button for 2 to 5 seconds or by cycling the power. **NOTE:** Test mode will automatically be exited after 30 minutes.

#### Reset Configuration Mode

The control is placed in reset configuration mode by holding the push button switch SW1 for 50 to 60 seconds. This will reset all configuration settings and the EEPROM back to the factory default settings. LED3 (green) will turn off when entering reset configuration mode. Once LED3 (green) turns off, release SW1 and the control will reset.

### DIP Switch (SW2)

**SW2-1 (Source)** FP1 Selection – Low water coil temperature limit setting for freeze detection. On = 30°F; Off = 15°F.

**SW2-2 (Load)** FP2 Selection – On = 30°F; Off = 15°F

**SW2-3** RV – O/B - thermostat type. Heat pump thermostats with “O” output in cooling or “B” output in Heating can be selected. On = O; Off = B.

**SW2-4** Access Relay Operation (P2)  
**and 2-5**

| Access Relay Operation          | SW2-4 | SW2-5 |
|---------------------------------|-------|-------|
| Cycle with Blower               |       | n/a   |
| Cycle with Compressor           | OFF   | OFF   |
| Water Valve Slow Opening        | ON    | OFF   |
| Cycle with Comm. T-stat Hum Cmd |       | n/a   |

Cycle with Blower - (Not used on water-to-water)

Cycle with Compressor - The accessory relay will cycle with the compressor output.

Water Valve Slow Opening - The accessory relay will cycle and delay both the blower and compressor output for 90 seconds.

**SW2-6** CC Operation – selection of single or dual capacity compressor. On = Single Stage; Off = Dual Capacity

**SW2-7** Lockout and Alarm Outputs (P2) – selection of a continuous or pulsed output for both the LO and ALM Outputs. On = Continuous; Off = Pulsed

**SW2-8** Future Use

### Alarm Jumper Clip Selection

From the factory, ALM is connected to 24 VAC via JW2. By cutting JW2, ALM becomes a dry contact connected to ALG.

### Field Selectable Options via Software

(Selectable via the Aurora AID Tool)

### Safety Features

The following safety features are provided to protect the compressor, heat exchangers, wiring and other components from damage caused by operation outside of design conditions.

**Fuse** – a 3 amp automotive type plug-in fuse provides protection against short circuit or overload conditions.

**Anti-Short Cycle Protection** – 4 minute anti-short cycle protection for the compressor.

**Random Start** – 5 to 80 second random start upon power up.

## The Aurora™ Control System cont.

**Fault Retry** – In the fault condition, the control will stage off the outputs and then “try again” to satisfy the thermostat Y input call. Once the thermostat input calls are satisfied, the control will continue on as if no fault occurred. If 3 consecutive faults occur without satisfying the thermostat Y input call, then the control will go to Lockout mode.

**Lockout** – The Alarm output (ALM) and Lockout output (L) will be turned on. The fault type identification display LED1 (Red) shall flash the fault code. To reset lockout conditions with SW2-8 On, thermostat inputs “Y1”, “Y2”, and “W” must be removed for at least 3 seconds. To reset lockout conditions with SW2-8 Off, thermostat inputs “Y1”, “Y2”, “W”, and “DH” must be removed for at least 3 seconds. Lockout may also be reset by turning power off for at least 30 seconds or by enabling the emergency shutdown input for at least 3 seconds.

**High Pressure** – fault is recognized when the Normally Closed High Pressure Switch, P4-9/10 opens, no matter how momentarily. The High Pressure Switch is electrically in series with the Compressor Contactor and serves as a hard-wired limit switch if an overpressure condition should occur.

**Low Pressure** - fault is recognized when the Normally Closed Low Pressure Switch, P4-7/8 is continuously open for 30 seconds. Closure of the LPS any time during the 30 second recognition time restarts the 30 second continuous open requirement. A continuously open LPS shall not be recognized during the 2 minute startup bypass time.

**Loss of Charge** – fault is recognized when the Normally Closed Low Pressure Switch, P4-7/8 is open prior to the compressor starting.

**Freeze Detection (Source Coax)** - set points shall be either 30°F or 15°F. When the thermistor temperature drops below the selected set point, the control shall begin counting down the 30 seconds delay. If the thermistor value rises above the selected set point, then the count should reset. The resistance value must remain below the selected set point for the entire length of the appropriate delay to be recognized as a fault. This fault will be ignored for the initial 2 minutes of the compressor run time.

**Freeze Detection (Load Coax)** - uses the FP2 input to protect against ice formation on the coax. The FP2 input will operate exactly like FP1 except that the set point is 30 degrees and is not field adjustable.

**Over/Under Voltage Shutdown** - An over/under voltage condition exists when the control voltage is outside the range of 18 VAC to 30 VAC. If the over/under voltage shutdown lasts for 15 minutes, the lockout and alarm relay will be energized. Over/under voltage shutdown is self-resetting in that if the voltage comes back within range of 18 VAC to 30 VAC for at least 0.5 seconds, then normal operation is restored.

### Operation Description

**Power Up** - The unit will not operate until all the inputs and safety controls are checked for normal conditions. The unit has a 5 to 80 second random start delay at power up. Then the compressor has a 4 minute anti-short cycle delay after the random start delay.

Standby In standby mode, Y1, Y2, W, DH, and G are not active. Input O may be active. The blower and compressor will be off.

### Heating Operation

Heating, 1st Stage (Y1) - The compressor is energized 10 seconds after the Y1 input is received.

### Cooling Operation

In all cooling operations, the reversing valve directly tracks the O input. Thus, anytime the O input is present, the reversing valve will be energized.

**Cooling, 1st Stage (Y1, O)** - The compressor is energized 10 seconds after the Y1 input is received.

**Emergency Shutdown** - Four (4) seconds after a valid ES input, P2-7 is present, all control outputs will be turned off and remain off until the emergency shutdown input is no longer present. The first time that the compressor is started after the control exits the emergency shutdown mode, there will be an anti-short cycle delay followed by a random start delay. Input must be tied to common to activate.

**Load Shed** - The LS input disables all outputs with the exception of the blower output. When the LS input has been cleared, the anti-short cycle timer and random start timer will be initiated. Input must be tied to common to activate.

# The Aurora™ Control System cont.

## Aurora ‘Base’ Control LED Displays

These three LEDs display the status, configuration, and fault codes for the control. These can also be read in plain English via the Aurora AID Tool.

### Status LED (LED3, Green)

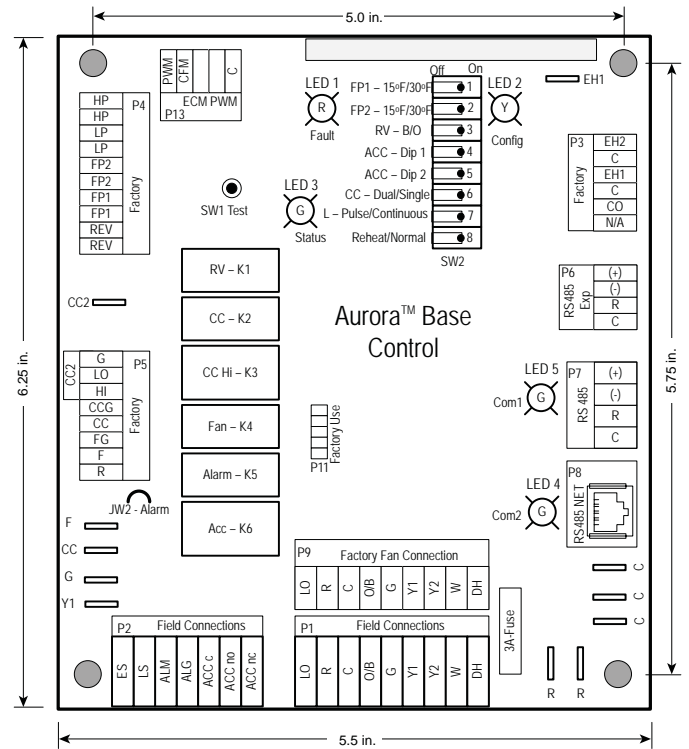
| Description of Operation  | Fault LED, Green |
|---------------------------|------------------|
| Normal Mode               | ON               |
| Control is Non-functional | OFF              |
| Test Mode                 | Slow Flash       |
| Lockout Active            | Fast Flash       |
| Dehumidification Mode     | Flash Code 2     |
| (Future Use)              | Flash Code 3     |
| (Future Use)              | Flash Code 4     |
| Load Shed                 | Flash Code 5     |
| ESD                       | Flash Code 6     |
| (Future Use)              | Flash Code 7     |

## Aurora Interface and Diagnostics (AID) Tool

The Aurora Interface and Diagnostics (AID) Tool is a device that is a member of the Aurora network. The AID Tool is used to troubleshoot equipment which uses the Aurora control via Modbus RTU communication. The AID Tool provides diagnostics, fault management, ECM setup, and system configuration capabilities to the Aurora family of controls. An AID Tool is recommended, although not required, for ECM airflow settings. The AID Tool simply plugs into the exterior of the cabinet in the AID Tool port.



## ABC Control Board Layout




# The Aurora™ Control System cont.

## Aurora ‘Advanced’ Control Features

The Aurora ‘Advanced’ Control system expands on the capability of the Aurora ‘Base’ Control (ABC) by adding the Aurora Expansion Board (AXB).

All of the preceding features of the Aurora ‘Base’ Control are included. The following control description is of the additional features and capability of the Aurora advanced control.



It is highly recommended the installing/ servicing contractor obtain an Aurora Interface and Diagnostic Tool (AID) and specialized training before attempting to install or service an Aurora ‘Advanced’ control system.



The additional AXB features include the following:

### AXB DIP Switch

**DIP 1 - ID:** This is the AXB ModBus ID and should always read On.

**DIP 2 & 3 - Future Use**

**DIP 4 & 5 - Accessory Relay2:** A second, DIP configurable, accessory relay is provided that can be cycled with the compressor 1 or 2, blower, or the Dehumidifier (DH) input. This is to complement the Accessory 1 Relay on the ABC board.

| Position | DIP 4 | DIP 5 | Description   |
|----------|-------|-------|---|
| 1        | ON    | ON    | Cycles with Fan or ECM (or G)                                     |
| 2        | OFF   | ON    | Cycles with CC1 first stage of compressor or compressor spd 1-12  |
| 3        | ON    | OFF   | Cycles with CC2 second stage of compressor or compressor spd 7-12 |
| 4        | OFF   | OFF   | Cycles with DH input from ABC board                               |

### Variable Speed Pump

This input and output are provided to drive and monitor a variable speed pump. The VS pump output is a PWM signal to drive the variable speed pump. The minimum and maximum level are set using the AID Tool. 75% and 100% are the default settings respectively. The VS data input allows a separate PWM signal to return from the pump giving fault and performance information. Fault received from the variable speed pump will be displayed as E16.

### Modulating Water Valve

This output is provided to drive a modulating water valve. Through advanced design the 0-10VDC valve can be driven directly from the VS pump output. The minimum and maximum level are set in the same way as the VS pump using the AID Tool. 75% and 100% are the default settings respectively.

### Loop Pump Slaving

This input and output are provided so that two units can be slaved together with a common flow center. When either unit has a call for loop pump, both unit’s loop pump relays and variable speed pumps are energized. The flow center then can simply be wired to either unit. The output from one unit should be routed to the input of the other. If daisy chained up to 16 heat pumps can be wired and slaved together in this fashion.

### Advanced Communication Ports

Communication ports P6 and P8 will provide future expansion via dedicated protocols. These are for future use.

### Smart Grid-On Peak (SG) Input

The ‘On Peak’ input was designed to allow utilities to utilize simple radio controlled switches to control the On Electric Peak behavior of the 5 and 7 Series Geothermal Heat Pumps. With a closed contact signal, this input will limit the operation and thus the power consumption of the unit by one of the below selections. The AID Tool will allow configuration of this input for the action of:

- No Action
- Disable compressor operation until removed
- Go to On Peak thermostat settings until removed [Requires Com T-Stat] (Future Release)
- Compressor limited to 50% or low cap until removed [dual capacity or variable speed only] (Future Release)
- Disable compressor operation for 1/2 hr (can be removed immediately) (Future Release)

Then Flash Code 7 on the Green LED for the ‘On Peak’ mode. And On Peak will display on communicating thermostats.

### Home Automation 1 and 2 Inputs

The Home automation inputs are simple closed contact inputs that will trigger an AID Tool and thermostat alert for the homeowner. These would require optional sensors and or equipment for connection to the AXB board. With two inputs two different sensors can be selected. The selected text will then be displayed on the AID Tool and communicating thermostats. These events will NOT alter functionality or operation of the heat pump/accessories and is for homeowner/service notification only.

## The Aurora™ Control System cont.

### Home Automation 1 - E23 HA1

With a closed dry contact signal, this input will cause an alarm and Alert Code 23 to indicate on the stat or flash on ABC. The AID Tool will allow configuration of this input between the following selections:

- No Action
- Home Automation Fault [no lockout info only]
  - Output from home automation system
- Security Alarm [no lockout info only]
  - Output from home security
- Sump Alarm Fault [no lockout info only]
  - Switch output from sump sensor
- Smoke/CO Alarm Fault [no lockout info only]
  - Switch output from Smoke/CO sensor
- Dirty Filter Alarm [no lockout info only]
  - Output from dirty filter sensor

### Home Automation 2 – E24 HA2

With a closed dry contact signal, this input will cause an alarm and Alert Code 24 to indicate on the stat or flash on ABC. The AID Tool will allow configuration of this input between the following selections:

- No Action
- Home Automation Fault [no lockout info only]
  - Output from home automation system
- Security Alarm [no lockout info only]
  - Output from home security
- Sump Alarm Fault [no lockout info only]
  - Switch output from sump sensor
- Smoke/CO Alarm Fault [no lockout info only]
  - Switch output from Smoke/CO sensor
- Dirty Filter Alarm [no lockout info only]
  - Output from dirty filter sensor

### Aurora ‘Advanced’ Control LED Displays

These three LEDs display the status, configuration, and fault codes for the control. These can also be read in plain English via the Aurora AID Tool.

#### Status LED (LED3, Green)

| Description of Operation  | Fault LED, Green |
|---------------------------|------------------|
| Normal Mode               | ON               |
| Control is Non-functional | OFF              |
| Test Mode                 | Slow Flash       |
| Lockout Active            | Fast Flash       |
| Dehumidification Mode     | Flash Code 2     |
| Load Shed                 | Flash Code 5     |
| Emergency Shutdown        | Flash Code 6     |
| On Peak Mode              | Flash Code 7     |
| (Future Use)              | Flash Code 8     |
| (Future Use)              | Flash Code 9     |

#### Fault LED (LED1, Red)

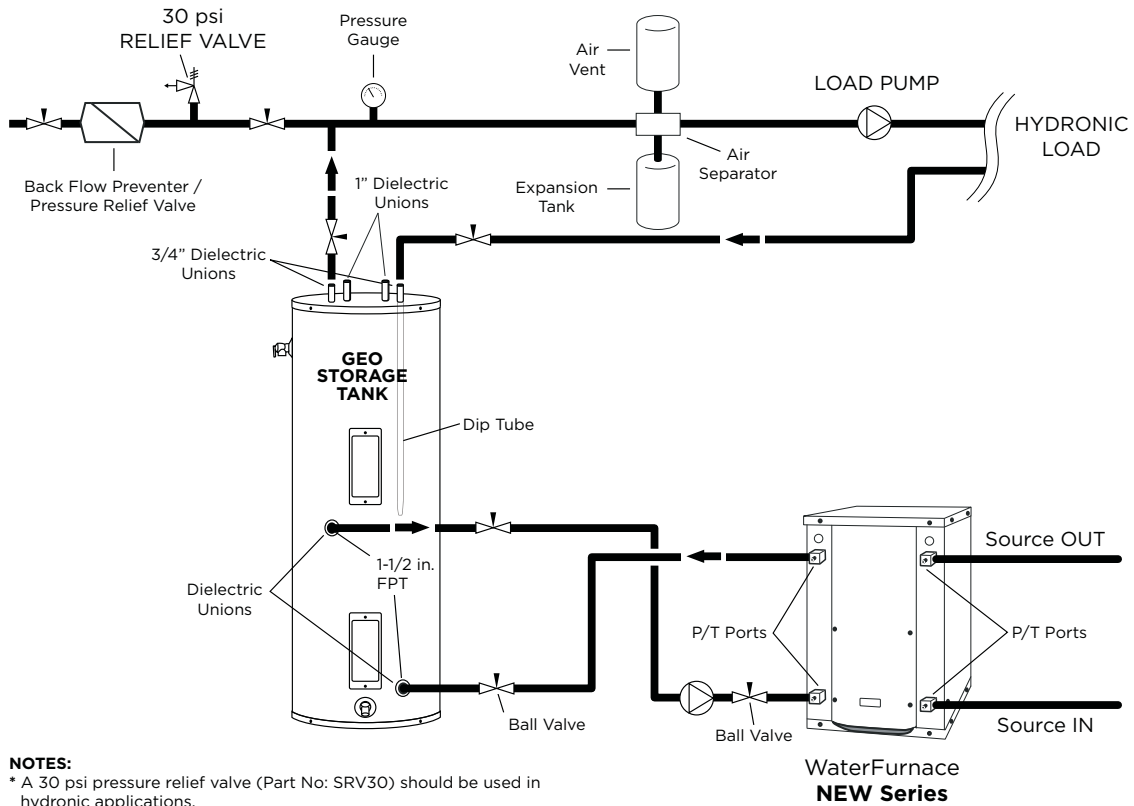
| Red Fault LED             | LED Flash Code *           | Lockout | Reset/ Remove   | Fault Condition Summary  |
|---------------------------|----------------------------|---------|---|--|
| Normal - No Faults        | Off                        | -       |   |  |
| ABC Basic Faults          | Fault-Input                | No      | Auto  | Tstat input error. Autoreset upon condition removal.                         |
|                           | Fault-High Pressure        | Yes     | Hard or Soft  | HP switch has tripped (>600 psi)   |
|                           | Fault-Low Pressure         | Yes     | Hard or Soft  | Low Pressure Switch has tripped (<40 psi for 30 continuous sec.)             |
|                           | Fault-Freeze Detection FP2 | Yes     | Hard or Soft  | Freeze protection sensor has tripped (<15 or 30 degF for 30 continuous sec.) |
|                           | Fault-Freeze Detection FP1 | Yes     | Hard or Soft  | Freeze protection sensor has tripped (<15 or 30 degF for 30 continuous sec.) |
|                           | Fault-Condensate Overflow  | Yes     | Hard or Soft  | Condensate switch has shown continuity for 30 continuous sec.                |
|                           | Fault-Over/Under Voltage   | No      | Auto  | Instantaneous voltage is out of range. **Controls shut down until resolved.  |
|                           | Fault-FP1 & 2 Snsr Error   | Yes     | Hard or Soft  | If FP1 or 2 Sensor Error   |
| ABC & AXB Advanced Faults | Fault-Compressor Monitor   | Yes     | Hard or Soft  | Open Crkt, Run, Start or welded cont   |
|                           | Non-CriticAXBSnsrErr       | No      | Auto  | Any Other Sensor Error   |
|                           | CriticAXBSnsrErr           | Yes     | Hard or Soft  | Sensor Error for EEV or HW   |
|                           | Alert-HotWtr               | No      | Auto  | HW over limit or logic lockout. HW pump deactivated.                         |
|                           | Fault-VarSpdPump           | No      | Auto  | Alert is read from PWM feedback.   |
|                           | Not Used                   | No      | Auto  | I22 Com Fault. Autoreset upon condition removal.                             |
|                           | Non-CritComErr             | No      | Auto  | Any non-critical com error   |
|                           | Fault-CritComErr           | No      | Auto  | Any critical com error. Auto reset upon condition removal                    |
|                           | Alarm - Low Loop Pressure  | No      | Auto  | Loop pressure is below 3 psi for more than 3 minutes                         |
|                           | Alarm - Home Automation 1  | No      | Auto  | Closed contact input is present on Dig 2 input - Text is configurable        |
| Alarm - Home Automation 2 | No                         | Auto    | Closed contact input is present on Dig 3 input - Text is configurable |  |

#### NOTES:

\*All codes >11 use long flash for tens digit and short flash for the ones digit. 20, 30, 40, 50 etc. are skipped!

Alert' is a noncritical sensor or function that has failed. Normal operation of the heat pump is maintained but service is desired at some point.

# Typical Application Piping



## Application Notes

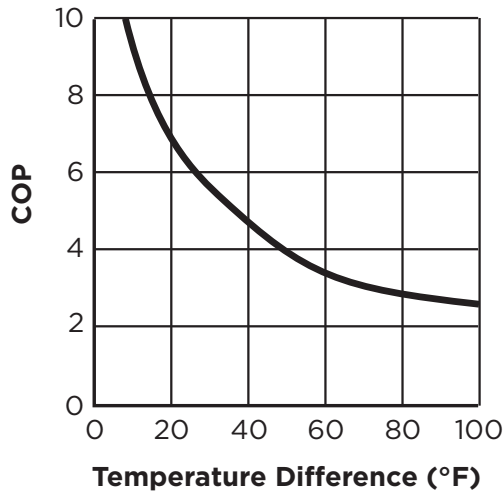
Heating with hot water is versatile because there are many ways of distributing the heat through the building. The options range from heavy cast iron radiators seen in older buildings to modern, baseboard-style convection radiation, and from invisible radiant floor heating to forced air systems using fan coil units.

The various distribution systems have all been used successfully with a geothermal heat pump system. When designing or retrofitting an existing hydronic heating system, however, the water temperature produced by the heat pump is a major consideration and should be compared to the system requirements.

The efficiency decreases as the temperature difference ( $\Delta T$ ) between the heat load (generally the earth loop) and the supply water (to the distribution system) increases. Figure 1 illustrates the effect of source and load temperatures on the system. The heating capacity of the heat pump also decreases as the temperature difference increases.

When using the various types of hydronic heat distribution systems, the temperature limits of the geothermal system must be considered. In new construction, the distribution system can easily be designed with the temperature limits in mind. In retrofits, care must be taken to address the operating temperature limits of the existing distribution system.

Figure 1: As the  $\Delta T$  increases, the Coefficient of Performance (COP) decreases. When the system produces 130°F water from a 30°F earth loop, the  $\Delta T$  is 100°F, and the COP is approximately 2.5. If the system is producing water at 90°F, the  $\Delta T$  is 60°F and the COP rises to about 3.8, an increase of over 50%.



## Baseboard Radiation

In existing systems, baseboard radiation is typically designed to operate with 160° to 240°F water or steam. Baseboard units are typically copper pipe with aluminum fins along the length of the pipe, as shown in Figure 2. A decorative cover is normally fitted over the fin tube.

The operation of a baseboard radiation system depends on setting up a convection current in the room: air is warmed by the fin tube, rises and is displaced by cool air.

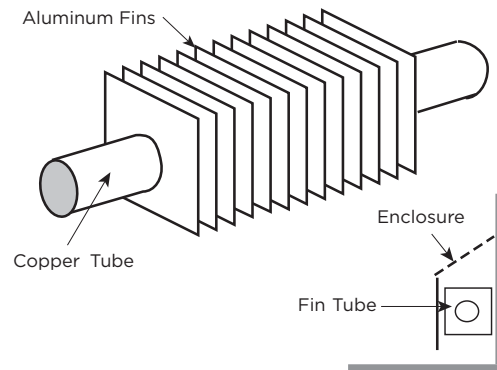
The heating capacity of a baseboard system is a factor of the area of copper tube and fins exposed to the air and the temperature difference between the air and the fin tube. The velocity and volume of water flowing through the baseboard affects the temperature of the copper and fins. Baseboard units are normally rated in heat output/length of baseboard at a standard water temperature and flow. Manufacturers can provide charts which will give the capacities at temperatures and flows below the standard. Figure 3 shows approximate heating capacities for fin tube radiation using water from 110 to 150°F water.

Baseboards are available using two or three fin tubes tied above one another in the same cabinet. With the additional surface area, the air can be heated enough to set up a convection current with water temperatures as low as 110° to 150°F (see Figure 3).

It is important to ensure that the heat output of the system is adequate to meet the heat loss of the room or building at the temperatures the geothermal system is capable of producing.

Baseboard radiation is limited to space heating. Cooling is typically provided by a separate, forced air distribution system.

Figure 2: Baseboard radiators are typically constructed of copper tube with closely spaced aluminum fins attached to provide more surface area to dissipate heat. Some of the factors affecting the amount of heat given off by fin tube radiators are the water temperature, water velocity, air temperature, and fin spacing and size.



## Application Notes cont.

The heating capacity (Btu/h per linear foot) of baseboard radiators drop as the water temperature is reduced. The heating capacity of most baseboard radiators is rated using 200°F water, 65°F air temperature. Listed in Figure 3 is the range of heating capacities of baseboard radiators at the standard temperatures and the range of capacities when the temperatures are reduced to the operating range of a heat pump system. Some of the factors that affect the capacity of a radiator are:

- Size of the fins - range from 2.75 in. x 3 in. to 4 in. x 4 in.
- Fin spacing - 24 to 48/foot
- Diameter of copper tube - range from .75 in. to 2 in.
- Fin material - aluminum or steel
- Configuration and height of the enclosure
- Height unit is mounted from the floor
- Water flow through the radiator

Generally, the smaller fins with fewer fins/foot will have lower heating capacity. Larger copper tube diameter and aluminum fins will have a higher capacity. Higher water flow will increase capacity. Adding a second fin tube to the same enclosure will increase the capacity by 50 to 60%. Adding two fin tubes will increase the capacity by 75 to 80%.

**Figure 3:** Heating output per linear foot (Btu/h)

| Average Water Temp. | Entering Air Temperatures |         |         |
|---------------------|---------------------------|---------|---------|
|                     | 55°F                      | 65°F    | 70°F    |
| 110°F               | 190-380                   | 160-320 | 150-300 |
| 120°F               | 240-480                   | 205-410 | 195-390 |
| 130°F               | 295-590                   | 265-532 | 245-490 |
| 140°F               | 355-710                   | 335-650 | 300-600 |
| 150°F               | 420-830                   | 415-780 | 360-720 |

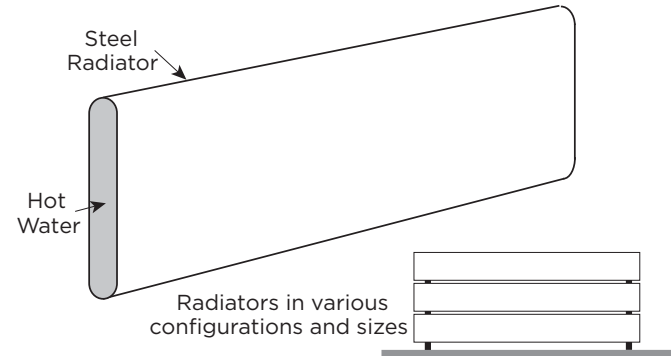
### Cast Iron Radiation

Retrofit applications for hydronic/geothermal heat pump systems are often required to work with existing cast iron radiators or their replacements (see Figure 4). Typically, cast iron radiator systems operate with water temperatures of 125° to 160°F.

The Premium HE with OptiHeat was specifically designed to meet these higher temperatures. Cast iron radiators can work with geothermal systems, provided the heat output of the radiators will meet the maximum heat loss of the building at the lower temperatures.

If the insulation of the building has been upgraded since the original installation, it is possible that the lower temperatures will be able to meet the reduced heat loss of the building.

**Figure 4:** Baseboard System



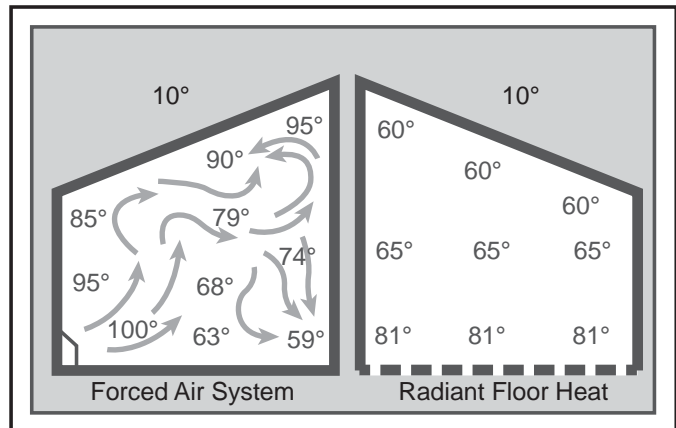
### Radiant Floor Heating

Radiant floor heating has been the system of choice in many parts of Europe for some time. Manufacturers have developed tubing designed for installation in concrete floors and raised wood floors.

Floor heating systems have several benefits in residential, commercial and industrial heating applications. In a building with a radiant floor heating system, the entire floor acts as a heat source for the room. People feel comfortable with lower air temperatures if their feet are warm. Typically the space will feel comfortable with air temperatures as low as 65°F. Since the heat loss of a building is directly related to the temperature difference ( $\Delta T$ ) between the inside and outside, a lower  $\Delta T$  means the heat loss is lower.

Air temperatures in a room with a forced air heating system tend to be warmer nearer to the ceiling than the floor (see Figure 5). The hot air rises and creates a greater pressure imbalance between the inside and outside. The infiltration increases, resulting in a higher heat loss. Air temperatures in a room with radiant floor heating tend to be warmer at the floor than the ceiling, helping to cut down on infiltration in the building. The energy savings in a building with radiant floor heating can range from 10 to 20%.

**Figure 5:** Temperature Comparison



## Application Notes cont.

A floor heat system can be designed to heat a building with water temperatures as low as 90°F.

Figure 1 shows how a geothermal system operates more efficiently with a lower  $\Delta T$  between the source and the load. With only a 60°F temperature difference, a hydronic geothermal heat pump will operate at COPs, about 20% higher than a forced air geothermal system in the same installation.

Some of the factors affecting the heating capacity of a floor heating system are as follows:

- The type of finish flooring
- The spacing of the pipe
- The water flow through the pipe
- The temperature of the supply water
- The floor material (wood, concrete or poured Gypcrete™)
- Insulation value under the floor
- The piping layout

The spacing of the pipe in residential applications can vary from 4 in. to 12 in. If the spacing is too large, the temperature of the floor can vary noticeably. In industrial applications, variation in the floor temperature is not as important, and the spacing is related directly to the heat output required.

Radiant floor heating systems work well with geothermal heat pump systems. For efficient operation, the system must be designed with the lowest possible water temperatures.

There are some drawbacks with a radiant floor heating system. Air conditioning is only possible by adding a second system using forced air. This can add substantial cost to an installation where air conditioning is also needed. A separate air handling system is needed to clean the air or to introduce fresh air.

Industrial buildings, especially those with high ceilings and large overhead doors, have an advantage with a radiant floor heating system. Heat is stored in the concrete floor, and when a door is opened, the stored heat is immediately released to the space. The larger the  $\Delta T$  between the air in the space and the floor, the quicker the floor releases its heat to the space.

Maintenance garages benefit from radiant floor heating systems. Cold vehicles brought into the garage are warmed from underneath. The snow melts off the vehicle and dries much more quickly than when heated from above.

Some pipe manufacturers include an oxygen diffusion barrier in the pipe to prevent oxygen diffusion through the pipe.

Good system design and careful installation, however, will eliminate virtually all of the problems encountered with air in the system. Like earth loop design, it is important to design the system to facilitate flushing the air initially and ensuring that the flows can be balanced properly.

### Fan Coil Units and Air Handlers

Fan coil units, air handlers, force flow units, etc. are all basically a hot water radiator or coil (usually copper piping with aluminum fins) with a fan or blower to move the air over the coil (see Figure 6). The term “fan coil units” typically applies to smaller units that are installed in the zone or area in which heating (or cooling) is needed. They are available in many different configurations, sizes and capacities. Fan coil units are designed to be connected to a ductwork system and can be used to replace a forced air furnace. Other units are designed for use without ductwork and are mounted in a suspended ceiling space with only a grill showing in place of a ceiling tile. Some can be mounted on a wall under a window, projecting 8 in. to 10 in. into the room or even flush to the wall surface, mounted between wall studs. Some are available with or without finished, decorative cabinets. For industrial applications, inexpensive “unit heaters” are available, with only a coil and an axial fan. Fan coil units and unit heaters are normally available with air handling capacities of 200 to 2,000 cfm.

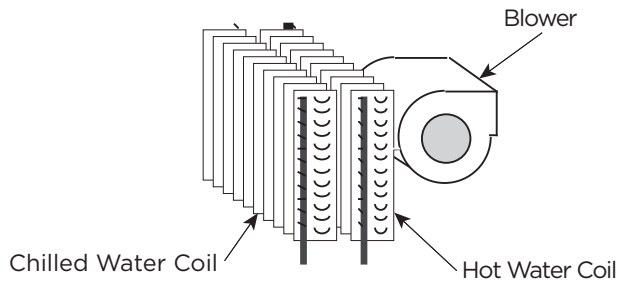
The term “air handler” normally applies to larger units, mounted in mechanical rooms, mechanical crawl spaces or rooftops. They typically have an air handling capacity of over 2,000 cfm and are available for capacities of up to 50,000 cfm. Air handlers are typically built for a specific installation and are available with many different types of heating and cooling coils. They can include additional coils for heating make-up air, dehumidification and exhaust air heat recovery.

Fan coils and air handlers typically have one or two coils and a blower. Air is heated by hot water circulated through the hot water coil. Chilled water is circulated through the coil if air conditioning is needed. Blowers can be provided to fit various applications, with or without duct-work. Unit heaters typically use axial fans in applications where ductwork is not needed.

Fan coil units and air handlers are used in many different applications. They have been used to heat buildings using water temperatures as low as 90° to 100°F. New systems can be designed to operate very efficiently with a geothermal system.

## Application Notes cont.

**Figure 6:** Fan Coils



### Cooling with a Hydronic System

Cooling a building with an existing radiant hydronic heating system can be a challenge. If baseboard, cast iron radiators or a radiant floor heating system is cooled lower than the dew point, condensation will form on the floor or drip off the radiators.

There is generally minimal or no ductwork for ventilation in existing buildings with radiant hydronic heat. Typically, cooling is provided with separate units where it is needed. This is often done using through-the-wall or window air conditioners, ductless split air conditioning units, or rooftop units.

A water-to-water heat pump system can provide water to ducted or unducted fan coil units. The system can provide chilled water to cool the building, as well as hot water for the heating system when needed.

A limited amount of cooling can be done by circulating chilled water through the piping in the floor. This can be effective in buildings with high solar loads or lighting loads, where much of the heat gain is radiant heat being absorbed by the floor. Cooling fresh air used for ventilation as it is brought into the building, using a chilled water coil, can sometimes provide the additional cooling needed. Care must be taken to avoid cooling the floor below the dew point because condensation may form on the floor.

Buildings with fan coil units and air handlers can generally be easily retrofitted for cooling. Often it is simply a matter of adding a cooling coil to the existing air handlers and fan coil units. Water-to-water heat pumps can provide hot water for the heating coils as well as chilled water for the air conditioning.

### Controls

The control of a mechanical system determines how it functions. For the building to work efficiently and comfortably, the building owner or manager must understand what the system is doing and how to control it.

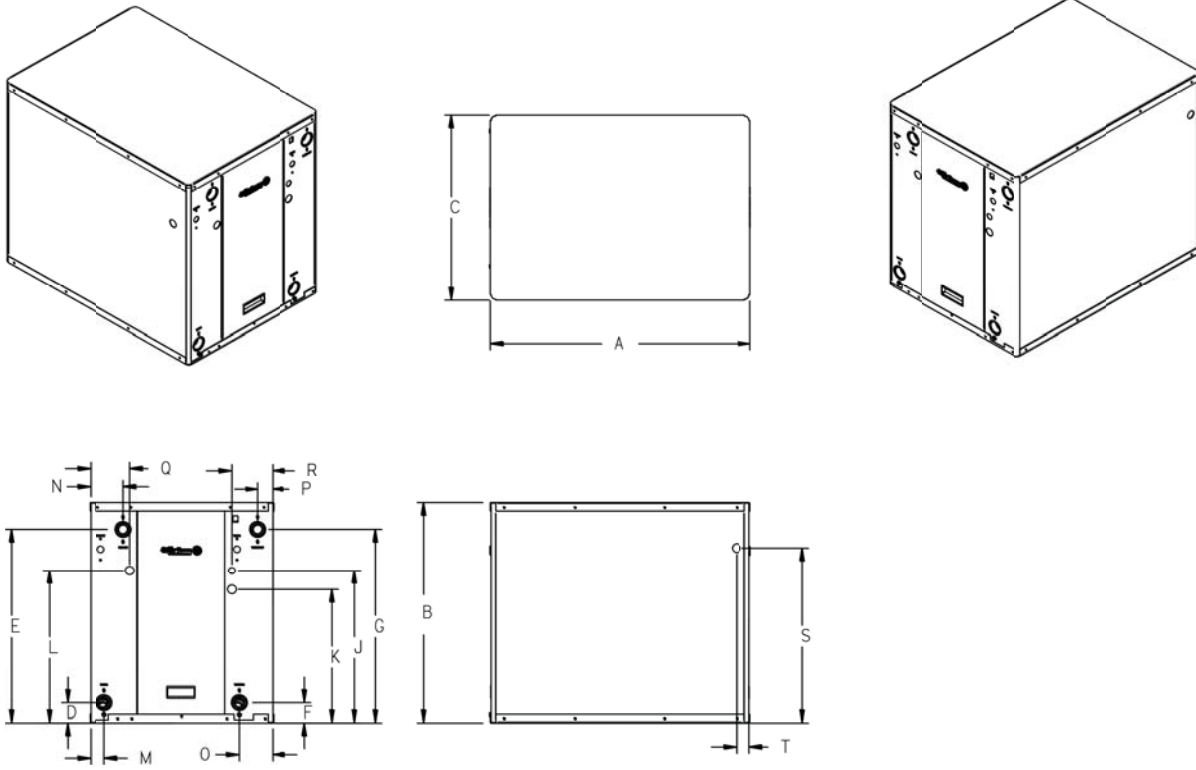
As Figure 1 shows, the efficiency of a heat pump is a factor of the difference in temperature between the source and the load. The heat loss or heat gain of a building varies with the weather and the use of the building. As the outdoor temperature decreases, the heat loss of the building increases. When the ventilation system is started up, the heating or cooling loads increase. As the occupancy increases, lighting or the solar gain increases, and the cooling load increases. At times the building may require virtually no heating or cooling.

With hydronic heating and cooling distribution equipment, whether it is baseboard radiation, fan coil units or radiant floor heating, the output of the equipment is directly related to the temperature and velocity of the water flowing through it. Baseboard radiation puts out approximately 50% less heat with 110°F water than with 130°F water. The same is true with fan coil units and radiant floor heating.

If a system is designed to meet the maximum heat loss of a building with 130°F water, it follows that if the heat loss is 50% lower when the outdoor temperature is higher and the building has high internal gains because of lighting and occupancy, the lower heat loss can be met with 110°F water. This greatly increases the COP of the heat pumps.

The same control strategy is equally effective in cooling. During peak loads, water chilled to 40°F may be needed; at other times 55°F water will provide adequate cooling. Significant increases in the EER can be achieved. Latent loads must always be considered when using warmer water.

# Dimensional Data



| Model | Overall Cabinet |        |       | Water Connections |                 |                  |                   |                |                  | Electrical Knockouts |           |           |       |
|-------|-----------------|--------|-------|-------------------|-----------------|------------------|-------------------|----------------|------------------|----------------------|-----------|-----------|-------|
|       | A               | B      | C     | D                 | E               | F                | G                 |                |                  | J                    | K         | L         |       |
|       | Depth           | Height | Width | Load Liquid In    | Load Liquid Out | Source Liquid In | Source Liquid Out | Load Water FPT | Source Water FPT | 1/2" cond            | 3/4" cond | 3/4" cond |       |
| 040   | in.             | 31.0   | 26.2  | 22.0              | 2.1             | 19.6             | 2.1               | 19.6           | 1"               | 1"                   | 17.1      | 14.8      | 17.1  |
|       | mm              | 787.4  | 665.5 | 558.8             | 53.3            | 497.8            | 53.3              | 497.8          | 25.4             | 25.4                 | 434.3     | 375.9     | 434.3 |
| 050   | in.             | 31.0   | 26.2  | 22.0              | 2.2             | 20.6             | 2.2               | 20.6           | 1-1/4"           | 1-1/4"               | 17.1      | 14.8      | 17.1  |
|       | mm              | 787.4  | 665.5 | 558.8             | 55.9            | 523.2            | 55.9              | 523.2          | 31.8             | 31.8                 | 434.3     | 375.9     | 434.3 |
| 066   | in.             | 31.0   | 26.2  | 22.0              | 2.4             | 23.0             | 2.4               | 23.0           | 1-1/4"           | 1-1/4"               | 17.1      | 14.8      | 17.1  |
|       | mm              | 787.4  | 665.5 | 558.8             | 61.0            | 584.2            | 61.0              | 584.2          | 31.8             | 31.8                 | 434.3     | 375.9     | 434.3 |

| Water Connections |                 |                  |                   | Electrical Knockout |             |
|-------------------|-----------------|------------------|-------------------|---------------------|-------------|
| M                 | N               | O                | P                 | S                   | T           |
| Load Liquid In    | Load Liquid Out | Source Liquid In | Source Liquid Out | Power Supply        | Low Voltage |
| 1.6               | 2.8             | 2.8              | 1.6               | 2.0                 | 1.8         |
| 40.6              | 69.9            | 69.9             | 40.6              | 50.8                | 45.7        |
| 1.8               | 3.6             | 3.6              | 1.8               | 2.1                 | 1.8         |
| 45.7              | 91.4            | 91.4             | 45.7              | 53.3                | 45.7        |
| 1.8               | 4.0             | 4.0              | 1.8               | 4.2                 | 1.4         |
| 45.7              | 101.6           | 101.6            | 45.7              | 106.7               | 35.6        |

8/28/2014

## Physical Data

| Model                                | 040         | 050         | 066         |
|--------------------------------------|-------------|-------------|-------------|
| Compressor (1 each)                  | Scroll      |             |             |
| Factory Charge R410A, oz [kg]        | 94 [2.66]   | 108 [3.06]  | 142 [4.02]  |
| Coax & Piping Water Volume - gal [l] | 1.0 [3.94]  | 1.4 [5.25]  | 1.6 [6.13]  |
| Weight - Operating, lb [kg]          | 305 [138.3] | 340 [154.2] | 360 [163.3] |
| Weight - Packaged, lb [kg]           | 320 [145.1] | 355 [161.0] | 375 [170.0] |

7/8/14

## Electrical Data

| Model | Rated Voltage | Voltage Min/Max | Compressor |      |       |      | Load Pump | Source Pump | Total Unit FLA | Min Ckt Amp | Maximum Fuse/HACR |
|-------|---------------|-----------------|------------|------|-------|------|-----------|-------------|----------------|-------------|-------------------|
|       |               |                 | MCC        | RLA  | LRA   | LRA* |           |             |                |             |                   |
| 040   | 208-230/60/1  | 198/254         | 27.7       | 17.8 | 135.0 | 47.0 | 1.8       | 5.4         | 25.0           | 29.5        | 45                |
| 050   | 208-230/60/1  | 198/254         | 37.8       | 24.2 | 178.0 | -    | 1.8       | 5.4         | 31.4           | 37.5        | 60                |
| 066   | 208-230/60/1  | 198/254         | 40.3       | 25.8 | 178.0 | -    | 1.8       | 5.4         | 33.0           | 39.5        | 60                |

Notes: All fuses type "D" time delay (or HACR circuit breaker in USA).

Source pump amps shown are for up to a 1/2 HP pump

Load pump amps shown are for small circulators.

\*LRA with IntelliStart installed

7/08/14

## Antifreeze Correction

Catalog performance can be corrected for antifreeze use. Please use the following table and note the example given.

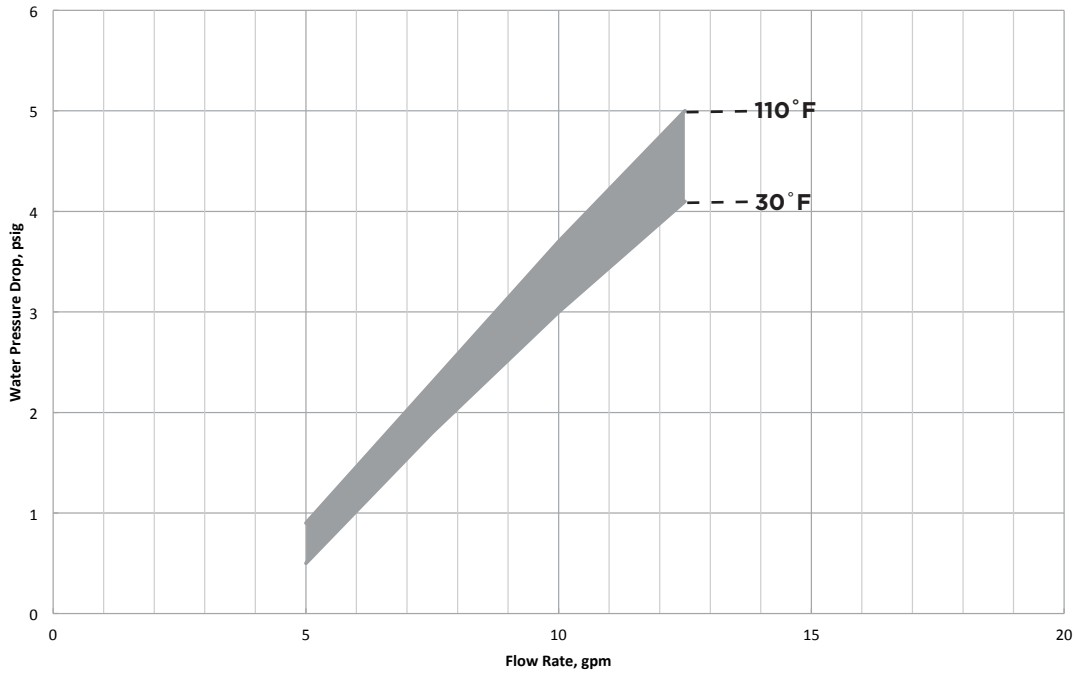
| Antifreeze Type  | Antifreeze % by wt | Heating          |                  | Cooling          |                  | Pressure Drop    |
|------------------|--------------------|------------------|------------------|------------------|------------------|------------------|
|                  |                    | Load             | Source           | Load             | Source           |                  |
| EWT - °F [°C]    |                    | <b>80 [26.7]</b> | <b>30 [-1.1]</b> | <b>50 [10.0]</b> | <b>90 [32.2]</b> | <b>30 [-1.1]</b> |
| Water            | 0                  | 1.000            | 1.000            | 1.000            | 1.000            | 1.000            |
| Ethylene Glycol  | 10                 | 0.990            | 0.973            | 0.976            | 0.991            | 1.075            |
|                  | 20                 | 0.978            | 0.943            | 0.947            | 0.979            | 1.163            |
|                  | 30                 | 0.964            | 0.917            | 0.921            | 0.965            | 1.225            |
|                  | 40                 | 0.953            | 0.890            | 0.897            | 0.955            | 1.324            |
|                  | 50                 | 0.942            | 0.865            | 0.872            | 0.943            | 1.419            |
| Propylene Glycol | 10                 | 0.981            | 0.958            | 0.959            | 0.981            | 1.130            |
|                  | 20                 | 0.967            | 0.913            | 0.921            | 0.969            | 1.270            |
|                  | 30                 | 0.946            | 0.854            | 0.869            | 0.950            | 1.433            |
|                  | 40                 | 0.932            | 0.813            | 0.834            | 0.937            | 1.614            |
|                  | 50                 | 0.915            | 0.770            | 0.796            | 0.922            | 1.816            |
| Ethanol          | 10                 | 0.986            | 0.927            | 0.945            | 0.991            | 1.242            |
|                  | 20                 | 0.967            | 0.887            | 0.906            | 0.972            | 1.343            |
|                  | 30                 | 0.944            | 0.856            | 0.869            | 0.947            | 1.383            |
|                  | 40                 | 0.926            | 0.815            | 0.830            | 0.930            | 1.523            |
|                  | 50                 | 0.907            | 0.779            | 0.795            | 0.911            | 1.639            |
| Methanol         | 10                 | 0.985            | 0.957            | 0.962            | 0.986            | 1.127            |
|                  | 20                 | 0.969            | 0.924            | 0.929            | 0.970            | 1.197            |
|                  | 30                 | 0.950            | 0.895            | 0.897            | 0.951            | 1.235            |
|                  | 40                 | 0.935            | 0.863            | 0.866            | 0.936            | 1.323            |
|                  | 50                 | 0.919            | 0.833            | 0.836            | 0.920            | 1.399            |



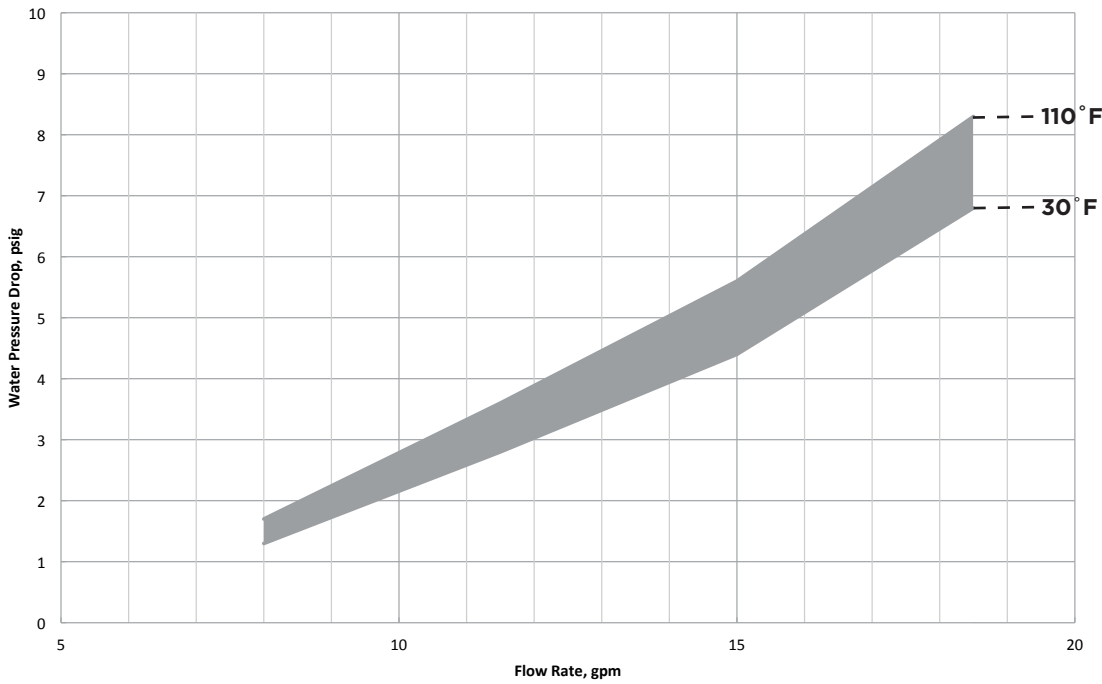
**WARNING:** Gray area represents antifreeze concentrations greater than 35% by weight and should be avoided due to the extreme performance penalty they represent.

# Water Pressure Drop

## Model 040

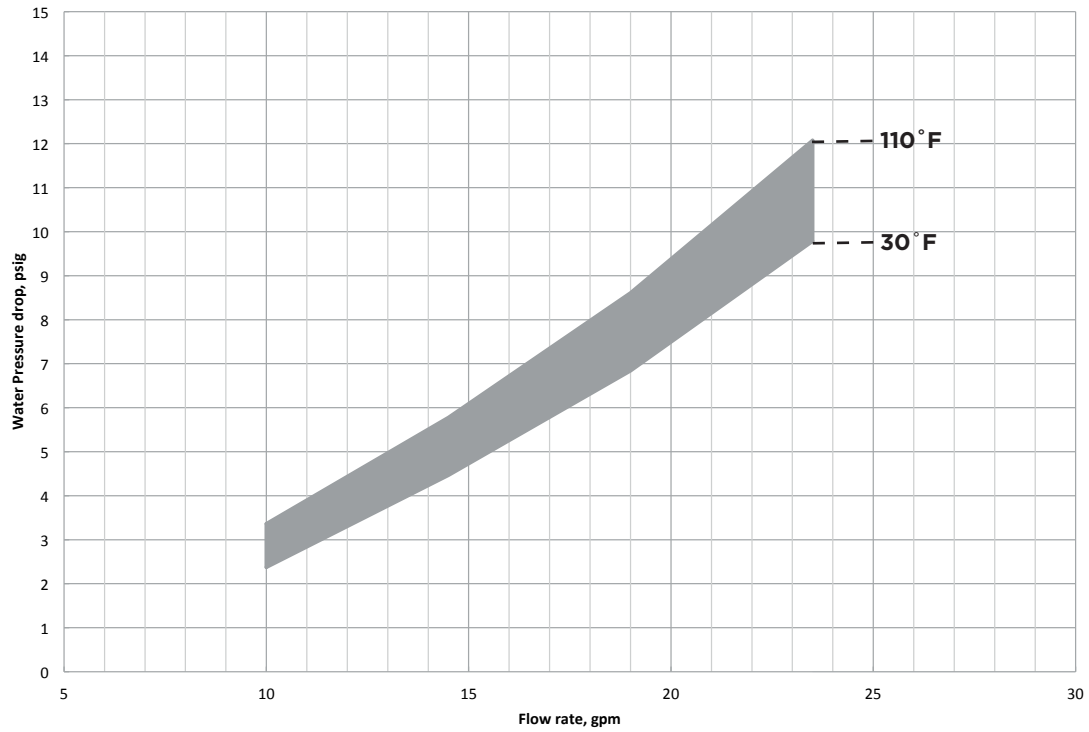


## Model 050



# Water Pressure Drop cont.

## Model 066

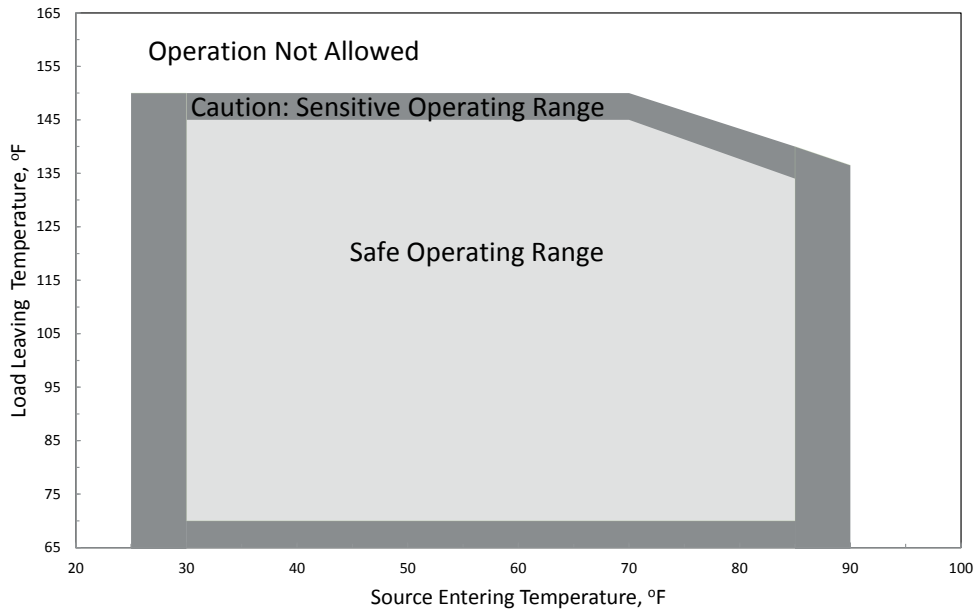


# Pressure Drop

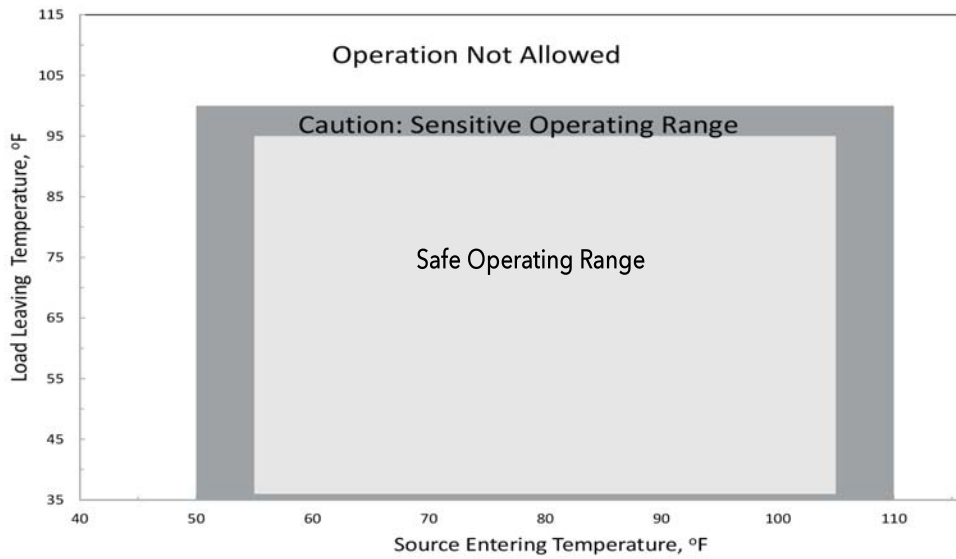
| Model | GPM  | Pressure Drop (psi) |      |      |      |       |       |       |
|-------|------|---------------------|------|------|------|-------|-------|-------|
|       |      | 30°F                | 50°F | 70°F | 90°F | 110°F | 130°F | 150°F |
| 040   | 5.0  | 0.9                 | 0.6  | 0.6  | 0.5  | 0.5   | 0.4   | 0.3   |
|       | 7.5  | 2.3                 | 2.1  | 2.0  | 1.9  | 1.8   | 1.6   | 1.5   |
|       | 10.0 | 3.7                 | 3.5  | 3.3  | 3.2  | 3.0   | 2.8   | 2.7   |
|       | 12.5 | 5.0                 | 4.7  | 4.4  | 4.2  | 4.1   | 3.9   | 3.7   |
| 050   | 8.0  | 1.7                 | 1.4  | 1.4  | 1.3  | 1.3   | 1.2   | 1.1   |
|       | 11.5 | 3.6                 | 3.4  | 3.2  | 3.0  | 2.8   | 2.6   | 2.5   |
|       | 15.0 | 5.6                 | 5.4  | 5.0  | 4.6  | 4.4   | 4.3   | 4.1   |
|       | 18.5 | 8.3                 | 8.1  | 7.6  | 7.2  | 6.8   | 6.6   | 6.4   |
| 066   | 10.0 | 3.2                 | 3.0  | 2.8  | 2.7  | 2.5   | 2.4   | 2.3   |
|       | 14.5 | 5.5                 | 5.3  | 5.1  | 4.9  | 4.7   | 4.6   | 4.5   |
|       | 19.0 | 7.9                 | 7.6  | 7.3  | 7.1  | 6.8   | 6.6   | 6.5   |
|       | 23.5 | 11.5                | 11.3 | 11.0 | 10.8 | 10.3  | 10.1  | 9.9   |

7/8/14

## Heating Operating Envelope



## Cooling Operating Envelope



## Reference Calculations

|  |  |
|--|--|
| <p><b>Heating Calculations:</b></p> $\text{LWT} = \text{EWT} - \frac{\text{HE}}{\text{GPM} \times \text{C}^*}$ $\text{HE} = \text{C}^* \times \text{GPM} \times (\text{EWT} - \text{LWT})$ | <p><b>Cooling Calculations:</b></p> $\text{LWT} = \text{EWT} + \frac{\text{HR}}{\text{GPM} \times \text{C}^*}$ $\text{HR} = \text{C}^* \times \text{GPM} \times (\text{LWT} - \text{EWT})$ |
|--|--|

**NOTE:** \* C = 500 for pure water, 485 for brine.

## Legend and Notes

### Abbreviations and Definitions

ELT = entering load fluid temperature to heat pump  
 SWPD = source coax water pressure drop  
 LLT = leaving load fluid temperature from heat pump  
 PSI = pressure drop in pounds per square inch  
 LGPM = load flow in gallons per minute  
 FT HD = pressure drop in feet of head  
 LWPD = load coax water pressure drop  
 LWT = leaving water temperature  
 EWT = entering water temperature  
 Brine = water with a freeze inhibiting solution

kW = kilowatts  
 EST = entering source fluid temperature to heat pump  
 HE = heat extracted in MBTUH  
 LST = leaving source fluid temperature from heat pump  
 HC = total heating capacity in MBTUH  
 COP = coefficient of performance, heating [HC/kW x 3.413]  
 EER = energy efficiency ratio, cooling  
 TC = total cooling capacity in MBTUH  
 HR = heat rejected in MBTUH

### Notes to Performance Data Tables

The following notes apply to all performance data tables:

- Three flow rates are shown for each unit. The lowest flow rate shown is used for geothermal open loop/well water systems with a minimum of 50°F EST. The middle flow rate shown is the minimum geothermal closed loop flow rate. The highest flow rate shown is optimum for geothermal closed loop systems and the suggested flow rate for boiler/tower applications.
- Entering water temperatures below 40°F assumes 15% antifreeze solution.
- Interpolation between ELT, EST, and GPM data is permissible.
- Operation in the gray areas is not recommended.

# Performance Data

## 040-Heating

| Source |                           | Load Flow - 5 GPM         |        |          |          |          |      |                           | Load Flow - 8 GPM         |          |          |          |      |        |        | Load Flow - 10 GPM |          |          |      |        |      |  |
|--------|---------------------------|---------------------------|--------|----------|----------|----------|------|---------------------------|---------------------------|----------|----------|----------|------|--------|--------|--------------------|----------|----------|------|--------|------|--|
| EST °F | Flow GPM                  | ELT °F                    | LLT °F | HC MBTUH | Power kW | HE MBTUH | COP  | LST °F                    | LLT °F                    | HC MBTUH | Power kW | HE MBTUH | COP  | LST °F | LLT °F | HC MBTUH           | Power kW | HE MBTUH | COP  | LST °F |      |  |
| 30     | 5                         | 60                        | 72.7   | 31.7     | 1.8      | 25.4     | 5.0  | 19.5                      | 68.0                      | 32.0     | 1.8      | 25.8     | 5.2  | 19.3   | 66.4   | 32.2               | 1.8      | 26.2     | 5.4  | 19.2   |      |  |
|        |                           | 80                        | 93.0   | 32.5     | 2.3      | 24.6     | 4.1  | 19.9                      | 88.2                      | 32.8     | 2.3      | 25.1     | 4.2  | 19.7   | 86.6   | 33.0               | 2.2      | 25.4     | 4.3  | 19.5   |      |  |
|        |                           | 100                       | 113.3  | 33.4     | 3.0      | 23.3     | 3.3  | 20.4                      | 108.4                     | 33.7     | 2.9      | 23.9     | 3.4  | 20.2   | 106.8  | 33.9               | 2.8      | 24.3     | 3.5  | 20.0   |      |  |
|        |                           | 130                       | 144.0  | 35.0     | 3.9      | 21.8     | 2.6  | 21.0                      | 138.8                     | 35.3     | 3.8      | 22.5     | 2.7  | 20.7   | 137.1  | 35.5               | 3.7      | 22.9     | 2.8  | 20.5   |      |  |
|        | 140                       | Operation not recommended |        |          |          |          |      |                           | 148.9                     | 35.5     | 4.2      | 21.2     | 2.5  | 21.3   | 147.1  | 35.7               | 4.1      | 21.7     | 2.5  | 21.1   |      |  |
|        | 8                         | 60                        | 73.0   | 32.4     | 1.9      | 26.1     | 5.1  | 23.3                      | 68.2                      | 32.7     | 1.8      | 26.5     | 5.3  | 23.2   | 66.6   | 32.9               | 1.8      | 26.9     | 5.4  | 23.1   |      |  |
|        |                           | 80                        | 93.3   | 33.2     | 2.5      | 24.7     | 3.9  | 23.6                      | 88.4                      | 33.5     | 2.4      | 25.3     | 4.1  | 23.5   | 86.7   | 33.7               | 2.4      | 25.6     | 4.2  | 23.4   |      |  |
|        |                           | 100                       | 113.6  | 33.9     | 3.1      | 23.4     | 3.4  | 24.0                      | 108.6                     | 34.3     | 3.0      | 24.0     | 3.3  | 23.8   | 106.9  | 34.5               | 3.0      | 24.4     | 3.4  | 23.7   |      |  |
|        |                           | 130                       | 144.0  | 35.1     | 4.0      | 21.3     | 2.5  | 24.5                      | 138.9                     | 35.4     | 3.9      | 22.0     | 2.6  | 24.3   | 137.1  | 35.6               | 3.8      | 22.5     | 2.7  | 24.2   |      |  |
|        | 140                       | Operation not recommended |        |          |          |          |      |                           | 149.0                     | 35.8     | 4.2      | 21.4     | 2.5  | 24.5   | 147.2  | 36.0               | 4.1      | 21.9     | 2.6  | 24.4   |      |  |
|        | 10                        | 60                        | 73.2   | 32.9     | 1.9      | 26.5     | 5.2  | 24.5                      | 68.3                      | 33.2     | 1.8      | 27.0     | 5.4  | 24.4   | 66.7   | 33.4               | 1.8      | 27.3     | 5.5  | 24.4   |      |  |
|        |                           | 80                        | 93.5   | 33.8     | 2.4      | 25.7     | 4.2  | 24.7                      | 88.5                      | 34.1     | 2.3      | 26.3     | 4.4  | 24.6   | 86.9   | 34.3               | 2.3      | 26.6     | 4.5  | 24.5   |      |  |
| 100    |                           | 113.8                     | 34.5   | 3.0      | 24.3     | 3.4      | 25.0 | 108.7                     | 34.8                      | 2.9      | 24.9     | 3.5      | 24.9 | 107.0  | 35.0   | 2.8                | 25.3     | 3.6      | 24.8 |        |      |  |
| 130    |                           | 144.2                     | 35.5   | 3.9      | 22.1     | 2.7      | 25.4 | 138.9                     | 35.8                      | 3.8      | 22.8     | 2.8      | 25.3 | 137.2  | 36.0   | 3.7                | 23.3     | 2.8      | 25.2 |        |      |  |
| 140    | Operation not recommended |                           |        |          |          |          |      | 149.0                     | 36.0                      | 4.2      | 21.5     | 2.5      | 25.6 | 147.2  | 36.2   | 4.2                | 22.0     | 2.6      | 25.5 |        |      |  |
| 50     | 5                         | 60                        | 74.8   | 37.0     | 1.8      | 30.9     | 6.1  | 37.3                      | 69.3                      | 37.3     | 1.7      | 31.4     | 6.3  | 37.1   | 67.5   | 37.5               | 1.7      | 31.7     | 6.5  | 36.9   |      |  |
|        |                           | 80                        | 95.2   | 38.1     | 2.3      | 30.4     | 4.9  | 37.5                      | 89.6                      | 38.4     | 2.2      | 30.9     | 5.1  | 37.2   | 87.7   | 38.7               | 2.2      | 31.3     | 5.3  | 37.1   |      |  |
|        |                           | 100                       | 115.6  | 39.0     | 3.0      | 29.0     | 3.9  | 38.1                      | 109.8                     | 39.4     | 2.9      | 29.6     | 4.0  | 37.8   | 107.9  | 39.6               | 2.8      | 30.0     | 4.1  | 37.6   |      |  |
|        |                           | 130                       | 146.4  | 41.0     | 3.8      | 28.1     | 3.2  | 38.4                      | 140.3                     | 41.3     | 3.7      | 28.9     | 3.3  | 38.1   | 138.3  | 41.6               | 3.6      | 29.3     | 3.4  | 37.9   |      |  |
|        | 140                       | Operation not recommended |        |          |          |          |      |                           | Operation not recommended |          |          |          |      |        |        | 148.4              | 42.0     | 4.2      | 27.8 | 3.0    | 38.5 |  |
|        | 8                         | 60                        | 75.1   | 37.8     | 1.8      | 31.7     | 6.2  | 41.8                      | 69.5                      | 38.2     | 1.7      | 32.2     | 6.4  | 41.7   | 67.7   | 38.4               | 1.7      | 32.6     | 6.6  | 41.6   |      |  |
|        |                           | 80                        | 95.5   | 38.8     | 2.4      | 30.4     | 4.6  | 42.2                      | 89.8                      | 39.2     | 2.4      | 31.0     | 4.8  | 42.0   | 87.9   | 39.4               | 2.3      | 31.4     | 5.0  | 41.9   |      |  |
|        |                           | 100                       | 115.9  | 39.8     | 3.1      | 29.2     | 3.8  | 42.5                      | 110.0                     | 40.1     | 3.0      | 29.9     | 3.9  | 42.3   | 108.1  | 40.4               | 3.0      | 30.3     | 4.0  | 42.2   |      |  |
|        |                           | 130                       | 146.5  | 41.2     | 4.1      | 27.3     | 3.0  | 43.0                      | 140.4                     | 41.6     | 4.0      | 28.1     | 3.1  | 42.8   | 138.4  | 41.9               | 3.9      | 28.6     | 3.2  | 42.6   |      |  |
|        | 140                       | Operation not recommended |        |          |          |          |      |                           | Operation not recommended |          |          |          |      |        |        | 148.5              | 42.4     | 4.2      | 28.1 | 3.0    | 42.8 |  |
|        | 10                        | 60                        | 75.4   | 38.4     | 1.8      | 32.2     | 6.2  | 43.4                      | 69.7                      | 38.7     | 1.8      | 32.8     | 6.5  | 43.2   | 67.8   | 39.0               | 1.7      | 33.1     | 6.6  | 43.2   |      |  |
|        |                           | 80                        | 95.8   | 39.5     | 2.3      | 31.7     | 5.1  | 43.5                      | 90.0                      | 39.9     | 2.2      | 32.3     | 5.3  | 43.3   | 88.0   | 40.1               | 2.2      | 32.7     | 5.4  | 43.3   |      |  |
| 100    |                           | 116.1                     | 40.3   | 3.0      | 30.2     | 4.0      | 43.8 | 110.2                     | 40.7                      | 2.9      | 30.9     | 4.1      | 43.6 | 108.2  | 40.9   | 2.8                | 31.3     | 4.2      | 43.5 |        |      |  |
| 130    |                           | 146.6                     | 41.5   | 3.8      | 28.6     | 3.2      | 44.1 | 140.5                     | 41.9                      | 3.7      | 29.3     | 3.3      | 44.0 | 138.4  | 42.1   | 3.6                | 29.8     | 3.4      | 43.9 |        |      |  |
| 140    | Operation not recommended |                           |        |          |          |          |      | Operation not recommended |                           |          |          |          |      |        | 148.5  | 42.6               | 4.2      | 28.3     | 3.0  | 44.2   |      |  |
| 70     | 5                         | 60                        | 77.1   | 42.8     | 1.8      | 36.8     | 7.1  | 54.8                      | 70.8                      | 43.2     | 1.7      | 37.3     | 7.4  | 54.6   | 68.7   | 43.4               | 1.7      | 37.7     | 7.6  | 54.4   |      |  |
|        |                           | 80                        | 99.0   | 47.4     | 3.0      | 37.2     | 4.6  | 54.7                      | 91.3                      | 45.2     | 2.6      | 36.4     | 5.1  | 55.0   | 88.8   | 43.8               | 2.3      | 35.9     | 5.6  | 55.2   |      |  |
|        |                           | 100                       | 120.8  | 52.0     | 4.2      | 37.6     | 3.6  | 54.5                      | 111.9                     | 47.6     | 3.4      | 36.0     | 4.1  | 55.2   | 108.9  | 44.7               | 2.9      | 34.9     | 4.5  | 55.6   |      |  |
|        |                           | 130                       | 153.5  | 58.9     | 6.1      | 38.2     | 2.8  | 54.3                      | 142.8                     | 51.0     | 4.8      | 34.8     | 3.1  | 55.7   | 139.2  | 45.8               | 3.9      | 32.5     | 3.4  | 56.6   |      |  |
|        | 140                       | Operation not recommended |        |          |          |          |      |                           | Operation not recommended |          |          |          |      |        |        | 149.2              | 45.9     | 4.2      | 31.6 | 3.2    | 57.0 |  |
|        | 8                         | 60                        | 78.0   | 44.9     | 1.8      | 38.9     | 7.5  | 60.0                      | 71.2                      | 44.6     | 1.7      | 38.8     | 7.6  | 60.0   | 68.9   | 44.4               | 1.7      | 38.7     | 7.8  | 60.0   |      |  |
|        |                           | 80                        | 99.9   | 49.7     | 3.0      | 39.5     | 4.9  | 59.8                      | 91.7                      | 46.8     | 2.6      | 38.0     | 5.3  | 60.2   | 89.0   | 44.9               | 2.3      | 37.0     | 5.7  | 60.5   |      |  |
|        |                           | 100                       | 121.8  | 54.6     | 4.2      | 40.1     | 3.8  | 59.7                      | 112.3                     | 49.0     | 3.5      | 37.2     | 4.1  | 60.4   | 109.1  | 45.4               | 3.0      | 35.3     | 4.5  | 60.9   |      |  |
|        |                           | 130                       | 154.7  | 61.8     | 6.1      | 41.0     | 3.0  | 59.4                      | 143.1                     | 52.4     | 4.8      | 36.0     | 3.2  | 60.7   | 139.2  | 46.1               | 3.9      | 32.7     | 3.4  | 61.6   |      |  |
|        | 140                       | Operation not recommended |        |          |          |          |      |                           | Operation not recommended |          |          |          |      |        |        | 149.3              | 46.3     | 4.2      | 31.8 | 3.2    | 61.8 |  |
|        | 10                        | 60                        | 78.5   | 46.3     | 1.8      | 40.3     | 7.7  | 61.7                      | 71.4                      | 45.6     | 1.7      | 39.7     | 7.8  | 61.8   | 69.0   | 45.1               | 1.7      | 39.4     | 7.9  | 61.9   |      |  |
|        |                           | 80                        | 100.5  | 51.3     | 3.0      | 41.0     | 5.0  | 61.5                      | 91.9                      | 47.8     | 2.6      | 38.9     | 5.4  | 62.0   | 89.1   | 45.5               | 2.3      | 37.5     | 5.7  | 62.3   |      |  |
| 100    |                           | 122.5                     | 56.3   | 4.3      | 41.8     | 3.9      | 61.4 | 112.6                     | 50.2                      | 3.4      | 38.5     | 4.3      | 62.1 | 109.2  | 46.2   | 2.9                | 36.3     | 4.7      | 62.5 |        |      |  |
| 130    |                           | 155.5                     | 63.8   | 6.1      | 42.9     | 3.0      | 61.2 | 143.3                     | 53.3                      | 4.8      | 36.9     | 3.3      | 62.4 | 139.3  | 46.3   | 3.9                | 33.0     | 3.5      | 63.2 |        |      |  |
| 140    | Operation not recommended |                           |        |          |          |          |      | Operation not recommended |                           |          |          |          |      |        | 149.3  | 46.5               | 4.2      | 32.0     | 3.2  | 63.4   |      |  |
| 90     | 5                         | 60                        | 81.1   | 52.7     | 1.7      | 47.0     | 9.1  | 70.6                      | 73.3                      | 53.2     | 1.7      | 47.6     | 9.4  | 70.4   | 70.7   | 53.5               | 1.6      | 48.0     | 9.6  | 70.2   |      |  |
|        |                           | 80                        | 101.3  | 53.3     | 2.3      | 45.5     | 6.8  | 71.2                      | 93.4                      | 53.8     | 2.2      | 46.2     | 7.0  | 71.0   | 90.8   | 54.1               | 2.2      | 46.6     | 7.2  | 70.8   |      |  |
|        |                           | 100                       | 121.7  | 54.3     | 2.9      | 44.6     | 5.6  | 71.6                      | 113.7                     | 54.8     | 2.8      | 45.3     | 5.7  | 71.3   | 111.0  | 55.2               | 2.8      | 45.7     | 5.8  | 71.1   |      |  |
|        |                           | 130                       | 151.7  | 54.3     | 3.8      | 41.4     | 4.2  | 72.9                      | 143.7                     | 54.8     | 3.7      | 42.1     | 4.3  | 72.6   | 141.0  | 55.1               | 3.7      | 42.6     | 4.4  | 72.4   |      |  |
|        | 140                       | Operation not recommended |        |          |          |          |      |                           | Operation not recommended |          |          |          |      |        |        |                    |          |          |      |        |      |  |
|        | z8                        | 60                        | 81.6   | 54.0     | 1.7      | 48.2     | 9.3  | 77.6                      | 73.6                      | 54.4     | 1.7      | 48.8     | 9.6  | 77.4   | 71.0   | 54.8               | 1.6      | 49.2     | 9.8  | 77.3   |      |  |
|        |                           | 80                        | 105.1  | 62.8     | 3.5      | 50.7     | 5.2  | 76.9                      | 94.5                      | 57.9     | 2.8      | 48.4     | 6.1  | 77.5   | 90.9   | 54.7               | 2.3      | 46.8     | 7.0  | 77.9   |      |  |
|        |                           | 100                       | 128.6  | 71.6     | 5.4      | 53.2     | 3.9  | 76.3                      | 115.3                     | 61.4     | 3.9      | 47.9     | 4.6  | 77.6   | 110.9  | 54.5               | 3.0      | 44.4     | 5.4  | 78.5   |      |  |
|        |                           | 130                       | 163.9  | 84.8     | 8.2      | 57.0     | 3.0  | 75.3                      | 146.6                     | 66.6     | 5.6      | 47.3     | 3.5  | 77.8   | 140.9  | 54.4               | 4.0      | 40.9     | 4.0  | 79.5   |      |  |
|        | 140                       | Operation not recommended |        |          |          |          |      |                           | Operation not recommended |          |          |          |      |        |        |                    |          |          |      |        |      |  |
|        | 10                        | 60                        | 81.9   | 54.8     | 1.7      | 48.9     | 9.4  | 79.9                      | 73.8                      | 55.3     | 1.7      | 49.6     | 9.7  | 79.8   | 71.1   | 55.6               | 1.7      | 50.0     | 9.9  | 79.7   |      |  |
|        |                           | 80                        | 102.1  | 55.4     | 2.3      | 47.5     | 7.0  | 80.2                      | 94.0                      | 55.9     | 2.3      | 48.1     | 7.2  | 80.1   | 91.2   | 56.2               | 2.2      | 48.6     | 7.4  | 80.0   |      |  |
| 100    |                           | 122.5                     | 56.1   | 2.9      | 46.3     | 5.7      | 80.4 | 114.2                     | 56.7                      | 2.8      | 47.0     | 5.9      | 80.3 | 111.4  | 57.0   | 2.8                | 47.5     | 6.0      | 80.2 |        |      |  |
| 130    |                           | 152.0                     | 55.0   | 3.8      | 42.0     | 4.2      | 81.3 | 143.9                     | 55.5                      | 3.7      | 42.7     | 4.4      | 81.2 | 141.2  | 55.8   | 3.7                | 43.2     | 4.4      | 81.1 |        |      |  |
| 140    | Operation not recommended |                           |        |          |          |          |      | Operation not recommended |                           |          |          |          |      |        |        |                    |          |          |      |        |      |  |

# Performance Data cont.

## 040-Cooling

| Source |          | Load Flow - 5 GPM |        |          |          |          |      |        | Load Flow - 8 GPM |          |          |          |      |        |        | Load Flow - 10 GPM |          |          |      |        |  |  |
|--------|----------|-------------------|--------|----------|----------|----------|------|--------|-------------------|----------|----------|----------|------|--------|--------|--------------------|----------|----------|------|--------|--|--|
| EST °F | Flow GPM | ELT °F            | LLT °F | TC MBTUH | Power kW | HR MBTUH | EER  | LST °F | LLT °F            | TC MBTUH | Power kW | HR MBTUH | EER  | LST °F | LLT °F | TC MBTUH           | Power kW | HR MBTUH | EER  | LST °F |  |  |
| 50     | 5        | 50                | 38.7   | 28.3     | 1.62     | 33.8     | 17.5 | 63.5   | 42.7              | 29.1     | 1.62     | 34.6     | 18.0 | 63.9   | 44.1   | 29.7               | 1.62     | 35.2     | 18.3 | 64.1   |  |  |
|        |          | 70                | 57.6   | 30.9     | 1.62     | 36.4     | 19.0 | 64.6   | 62.1              | 31.6     | 1.63     | 37.1     | 19.4 | 64.9   | 63.6   | 32.1               | 1.63     | 37.6     | 19.7 | 65.0   |  |  |
|        |          | 90                | 76.6   | 33.5     | 1.63     | 39.1     | 20.6 | 65.6   | 81.5              | 34.1     | 1.63     | 39.6     | 20.9 | 65.9   | 83.1   | 34.4               | 1.63     | 40.0     | 21.1 | 66.0   |  |  |
|        |          | 110               | 95.5   | 36.2     | 1.64     | 41.7     | 22.1 | 66.7   | 100.9             | 36.6     | 1.64     | 42.1     | 22.3 | 66.9   | 102.6  | 36.8               | 1.64     | 42.4     | 22.5 | 67.0   |  |  |
|        | 8        | 50                | 39.0   | 27.4     | 1.56     | 32.7     | 17.6 | 58.2   | 43.0              | 28.1     | 1.56     | 33.5     | 18.0 | 58.4   | 44.3   | 28.6               | 1.56     | 34.0     | 18.3 | 58.5   |  |  |
|        |          | 70                | 58.1   | 29.8     | 1.56     | 35.1     | 19.1 | 58.8   | 62.4              | 30.4     | 1.56     | 35.7     | 19.5 | 58.9   | 63.8   | 30.8               | 1.56     | 36.2     | 19.7 | 59.0   |  |  |
|        |          | 90                | 77.2   | 32.1     | 1.56     | 37.4     | 20.6 | 59.4   | 81.8              | 32.7     | 1.56     | 38.0     | 20.9 | 59.5   | 83.4   | 33.0               | 1.56     | 38.3     | 21.1 | 59.6   |  |  |
|        |          | 110               | 96.2   | 34.5     | 1.56     | 39.8     | 22.1 | 60.0   | 101.3             | 34.9     | 1.56     | 40.2     | 22.3 | 60.1   | 103.0  | 35.2               | 1.56     | 40.5     | 22.5 | 60.1   |  |  |
|        | 10       | 50                | 39.3   | 26.8     | 1.52     | 32.0     | 17.6 | 56.4   | 43.1              | 27.5     | 1.52     | 32.7     | 18.1 | 56.5   | 44.4   | 28.0               | 1.52     | 33.1     | 18.4 | 56.6   |  |  |
|        |          | 70                | 58.4   | 29.0     | 1.52     | 34.2     | 19.1 | 56.8   | 62.6              | 29.6     | 1.52     | 34.8     | 19.5 | 57.0   | 64.0   | 30.0               | 1.52     | 35.2     | 19.8 | 57.0   |  |  |
|        |          | 90                | 77.5   | 31.2     | 1.52     | 36.4     | 20.6 | 57.3   | 82.1              | 31.7     | 1.52     | 36.9     | 20.9 | 57.4   | 83.6   | 32.1               | 1.52     | 37.2     | 21.2 | 57.4   |  |  |
|        |          | 110               | 96.7   | 33.4     | 1.52     | 38.5     | 22.0 | 57.7   | 101.5             | 33.8     | 1.51     | 39.0     | 22.3 | 57.8   | 103.2  | 34.1               | 1.51     | 39.3     | 22.6 | 57.9   |  |  |
| 70     | 5        | 50                | 39.5   | 26.3     | 2.02     | 33.1     | 13.0 | 83.3   | 43.2              | 27.1     | 2.02     | 34.0     | 13.4 | 83.6   | 44.5   | 27.7               | 2.03     | 34.6     | 13.7 | 83.9   |  |  |
|        |          | 70                | 58.1   | 29.7     | 2.04     | 36.7     | 14.6 | 84.7   | 62.4              | 30.5     | 2.04     | 37.5     | 14.9 | 85.0   | 63.8   | 31.1               | 2.05     | 38.1     | 15.2 | 85.2   |  |  |
|        |          | 90                | 76.7   | 33.2     | 2.06     | 40.2     | 16.1 | 86.1   | 81.5              | 33.9     | 2.06     | 41.0     | 16.4 | 86.4   | 83.1   | 34.4               | 2.07     | 41.5     | 16.7 | 86.6   |  |  |
|        |          | 110               | 95.3   | 36.7     | 2.08     | 43.8     | 17.6 | 87.5   | 100.7             | 37.3     | 2.08     | 44.4     | 17.9 | 87.8   | 102.4  | 37.8               | 2.09     | 44.9     | 18.1 | 88.0   |  |  |
|        | 8        | 50                | 39.8   | 25.6     | 1.95     | 32.3     | 13.1 | 78.1   | 43.4              | 26.4     | 1.96     | 33.1     | 13.5 | 78.3   | 44.6   | 27.0               | 1.96     | 33.6     | 13.8 | 78.4   |  |  |
|        |          | 70                | 58.5   | 28.9     | 1.96     | 35.6     | 14.7 | 78.9   | 62.6              | 29.7     | 1.97     | 36.4     | 15.1 | 79.1   | 64.0   | 30.2               | 1.97     | 36.9     | 15.3 | 79.2   |  |  |
|        |          | 90                | 77.1   | 32.1     | 1.98     | 38.9     | 16.3 | 79.7   | 81.8              | 32.9     | 1.98     | 39.6     | 16.6 | 79.9   | 83.3   | 33.4               | 1.98     | 40.2     | 16.9 | 80.0   |  |  |
|        |          | 110               | 95.8   | 35.4     | 1.99     | 42.2     | 17.8 | 80.5   | 101.0             | 36.1     | 1.99     | 42.9     | 18.1 | 80.7   | 102.7  | 36.6               | 1.99     | 43.4     | 18.4 | 80.9   |  |  |
|        | 10       | 50                | 39.9   | 25.2     | 1.91     | 31.7     | 13.2 | 76.3   | 43.5              | 25.9     | 1.91     | 32.5     | 13.6 | 76.5   | 44.7   | 26.5               | 1.91     | 33.0     | 13.8 | 76.6   |  |  |
|        |          | 70                | 58.7   | 28.3     | 1.92     | 34.8     | 14.8 | 77.0   | 62.7              | 29.1     | 1.92     | 35.6     | 15.2 | 77.1   | 64.1   | 29.6               | 1.92     | 36.1     | 15.4 | 77.2   |  |  |
|        |          | 90                | 77.4   | 31.4     | 1.92     | 38.0     | 16.3 | 77.6   | 82.0              | 32.2     | 1.92     | 38.8     | 16.7 | 77.8   | 83.5   | 32.7               | 1.92     | 39.3     | 17.0 | 77.9   |  |  |
|        |          | 110               | 96.2   | 34.5     | 1.93     | 41.1     | 17.9 | 78.2   | 101.2             | 35.3     | 1.93     | 41.9     | 18.3 | 78.4   | 102.8  | 35.8               | 1.93     | 42.4     | 18.6 | 78.5   |  |  |
| 90     | 5        | 50                | 40.3   | 24.2     | 2.41     | 32.5     | 10.0 | 103.0  | 43.7              | 25.1     | 2.42     | 33.4     | 10.4 | 103.4  | 44.8   | 25.8               | 2.43     | 34.0     | 10.6 | 103.6  |  |  |
|        |          | 70                | 58.6   | 28.6     | 2.45     | 36.9     | 11.7 | 104.8  | 62.6              | 29.5     | 2.46     | 37.9     | 12.0 | 105.1  | 64.0   | 30.1               | 2.47     | 38.5     | 12.2 | 105.4  |  |  |
|        |          | 90                | 76.9   | 32.9     | 2.49     | 41.4     | 13.2 | 106.5  | 81.6              | 33.8     | 2.50     | 42.3     | 13.5 | 106.9  | 83.1   | 34.4               | 2.50     | 42.9     | 13.7 | 107.2  |  |  |
|        |          | 110               | 95.1   | 37.2     | 2.52     | 45.8     | 14.8 | 108.3  | 100.5             | 38.1     | 2.53     | 46.7     | 15.1 | 108.7  | 102.3  | 38.7               | 2.54     | 47.4     | 15.3 | 109.0  |  |  |
|        | 8        | 50                | 40.5   | 23.8     | 2.34     | 31.8     | 10.2 | 98.0   | 43.8              | 24.7     | 2.35     | 32.7     | 10.5 | 98.2   | 44.9   | 25.3               | 2.36     | 33.3     | 10.7 | 98.3   |  |  |
|        |          | 70                | 58.8   | 28.0     | 2.37     | 36.1     | 11.8 | 99.0   | 62.8              | 28.9     | 2.37     | 37.0     | 12.2 | 99.3   | 64.1   | 29.5               | 2.38     | 37.6     | 12.4 | 99.4   |  |  |
|        |          | 90                | 77.1   | 32.1     | 2.39     | 40.3     | 13.4 | 100.1  | 81.7              | 33.1     | 2.40     | 41.3     | 13.8 | 100.3  | 83.2   | 33.8               | 2.40     | 42.0     | 14.1 | 100.5  |  |  |
|        |          | 110               | 95.5   | 36.3     | 2.42     | 44.6     | 15.0 | 101.1  | 100.7             | 37.3     | 2.42     | 45.6     | 15.4 | 101.4  | 102.4  | 38.0               | 2.42     | 46.3     | 15.7 | 101.6  |  |  |
|        | 10       | 50                | 40.6   | 23.5     | 2.30     | 31.3     | 10.2 | 96.3   | 43.9              | 24.4     | 2.30     | 32.2     | 10.6 | 96.4   | 45.0   | 25.0               | 2.31     | 32.8     | 10.8 | 96.6   |  |  |
|        |          | 70                | 59.0   | 27.6     | 2.31     | 35.5     | 11.9 | 97.1   | 62.9              | 28.5     | 2.32     | 36.4     | 12.3 | 97.3   | 64.2   | 29.2               | 2.32     | 37.1     | 12.6 | 97.4   |  |  |
|        |          | 90                | 77.3   | 31.7     | 2.33     | 39.6     | 13.6 | 97.9   | 81.8              | 32.7     | 2.33     | 40.6     | 14.0 | 98.1   | 83.3   | 33.4               | 2.33     | 41.3     | 14.3 | 98.3   |  |  |
|        |          | 110               | 95.7   | 35.7     | 2.35     | 43.7     | 15.2 | 98.7   | 100.8             | 36.8     | 2.35     | 44.8     | 15.7 | 99.0   | 102.5  | 37.6               | 2.35     | 45.6     | 16.0 | 99.1   |  |  |
| 110    | 5        | 50                | 41.1   | 22.2     | 2.81     | 31.8     | 7.9  | 122.7  | 44.2              | 23.2     | 2.83     | 32.8     | 8.2  | 123.1  | 45.2   | 23.8               | 2.83     | 33.5     | 8.4  | 123.4  |  |  |
|        |          | 70                | 59.0   | 27.4     | 2.86     | 37.2     | 9.6  | 124.9  | 62.9              | 28.4     | 2.88     | 38.2     | 9.9  | 125.3  | 64.2   | 29.1               | 2.89     | 38.9     | 10.1 | 125.6  |  |  |
|        |          | 90                | 77.0   | 32.5     | 2.91     | 42.5     | 11.2 | 127.0  | 81.6              | 33.6     | 2.93     | 43.6     | 11.5 | 127.5  | 83.1   | 34.4               | 2.94     | 44.4     | 11.7 | 127.8  |  |  |
|        |          | 110               | 94.9   | 37.7     | 2.96     | 47.8     | 12.7 | 129.1  | 100.3             | 38.9     | 2.98     | 49.0     | 13.1 | 129.6  | 102.1  | 39.7               | 2.99     | 49.9     | 13.3 | 129.9  |  |  |
|        | 8        | 50                | 41.2   | 22.0     | 2.74     | 31.4     | 8.0  | 117.8  | 44.3              | 23.0     | 2.75     | 32.3     | 8.4  | 118.1  | 45.3   | 23.6               | 2.75     | 33.0     | 8.6  | 118.2  |  |  |
|        |          | 70                | 59.2   | 27.1     | 2.77     | 36.5     | 9.8  | 119.1  | 63.0              | 28.2     | 2.78     | 37.7     | 10.1 | 119.4  | 64.2   | 28.9               | 2.79     | 38.4     | 10.4 | 119.6  |  |  |
|        |          | 90                | 77.1   | 32.1     | 2.81     | 41.7     | 11.5 | 120.4  | 81.7              | 33.4     | 2.82     | 43.0     | 11.9 | 120.7  | 83.2   | 34.2               | 2.82     | 43.8     | 12.1 | 120.9  |  |  |
|        |          | 110               | 95.1   | 37.2     | 2.84     | 46.9     | 13.1 | 121.7  | 100.4             | 38.6     | 2.85     | 48.3     | 13.5 | 122.1  | 102.1  | 39.5               | 2.85     | 49.2     | 13.8 | 122.3  |  |  |
|        | 10       | 50                | 41.3   | 21.9     | 2.69     | 31.0     | 8.1  | 116.2  | 44.3              | 22.8     | 2.70     | 32.0     | 8.5  | 116.4  | 45.3   | 23.5               | 2.70     | 32.7     | 8.7  | 116.5  |  |  |
|        |          | 70                | 59.2   | 26.9     | 2.71     | 36.1     | 9.9  | 117.2  | 63.0              | 28.0     | 2.72     | 37.3     | 10.3 | 117.5  | 64.3   | 28.7               | 2.72     | 38.0     | 10.6 | 117.6  |  |  |
|        |          | 90                | 77.2   | 31.9     | 2.74     | 41.2     | 11.7 | 118.2  | 81.7              | 33.2     | 2.74     | 42.5     | 12.1 | 118.5  | 83.2   | 34.0               | 2.74     | 43.4     | 12.4 | 118.7  |  |  |
|        |          | 110               | 95.2   | 36.9     | 2.76     | 46.3     | 13.4 | 119.3  | 100.4             | 38.4     | 2.76     | 47.8     | 13.9 | 119.6  | 102.1  | 39.3               | 2.76     | 48.8     | 14.2 | 119.8  |  |  |

# Performance Data cont.

## 050-Heating

| Source    |                           | Load Flow - 8 GPM         |           |             |             |             |      |                           | Load Flow - 12 GPM        |             |             |             |      |           |           | Load Flow - 15 GPM |             |             |      |           |      |  |
|-----------|---------------------------|---------------------------|-----------|-------------|-------------|-------------|------|---------------------------|---------------------------|-------------|-------------|-------------|------|-----------|-----------|--------------------|-------------|-------------|------|-----------|------|--|
| EST<br>°F | Flow<br>GPM               | ELT<br>°F                 | LLT<br>°F | HC<br>MBTUH | Power<br>kW | HE<br>MBTUH | COP  | LST<br>°F                 | LLT<br>°F                 | HC<br>MBTUH | Power<br>kW | HE<br>MBTUH | COP  | LST<br>°F | LLT<br>°F | HC<br>MBTUH        | Power<br>kW | HE<br>MBTUH | COP  | LST<br>°F |      |  |
| 30        | 8                         | 60                        | 70.8      | 43.2        | 2.60        | 34.3        | 4.87 | 21.2                      | 67.6                      | 43.5        | 2.54        | 34.8        | 5.02 | 21.0      | 65.8      | 43.8               | 2.48        | 35.4        | 5.19 | 20.9      |      |  |
|           |                           | 80                        | 91.0      | 43.9        | 3.33        | 32.6        | 3.87 | 21.6                      | 87.7                      | 44.3        | 3.25        | 33.2        | 3.99 | 21.5      | 85.9      | 44.6               | 3.17        | 33.8        | 4.12 | 21.3      |      |  |
|           |                           | 100                       | 111.2     | 44.8        | 4.01        | 31.1        | 3.27 | 22.0                      | 107.9                     | 45.2        | 3.92        | 31.8        | 3.38 | 21.8      | 106.1     | 45.5               | 3.82        | 32.5        | 3.49 | 21.6      |      |  |
|           |                           | 130                       | 141.7     | 46.9        | 5.19        | 29.2        | 2.65 | 22.5                      | 138.2                     | 47.2        | 5.07        | 29.9        | 2.73 | 22.3      | 136.3     | 47.6               | 4.95        | 30.7        | 2.82 | 22.1      |      |  |
|           | 140                       | Operation not recommended |           |             |             |             |      |                           | 148.3                     | 47.6        | 5.80        | 27.8        | 2.41 | 22.8      | 146.4     | 48.0               | 5.66        | 28.7        | 2.48 | 22.6      |      |  |
|           | 12                        | 60                        | 71.0      | 44.0        | 2.61        | 35.1        | 4.94 | 23.7                      | 67.7                      | 44.3        | 2.55        | 35.6        | 5.09 | 23.6      | 66.0      | 44.7               | 2.49        | 36.2        | 5.26 | 23.5      |      |  |
|           |                           | 80                        | 91.2      | 44.9        | 3.45        | 33.1        | 3.81 | 24.1                      | 87.9                      | 45.2        | 3.37        | 33.7        | 3.94 | 24.0      | 86.1      | 45.6               | 3.29        | 34.4        | 4.06 | 23.8      |      |  |
|           |                           | 100                       | 111.4     | 45.8        | 4.29        | 31.1        | 3.13 | 24.4                      | 108.0                     | 46.1        | 4.19        | 31.8        | 3.23 | 24.3      | 106.2     | 46.5               | 4.08        | 32.5        | 3.34 | 24.2      |      |  |
|           |                           | 130                       | 141.8     | 47.1        | 5.55        | 28.2        | 2.49 | 24.9                      | 138.3                     | 47.5        | 5.41        | 29.0        | 2.57 | 24.8      | 136.4     | 47.8               | 5.28        | 29.8        | 2.65 | 24.7      |      |  |
|           | 140                       | Operation not recommended |           |             |             |             |      |                           | 148.3                     | 47.9        | 5.82        | 28.1        | 2.41 | 25.0      | 146.4     | 48.3               | 5.68        | 28.9        | 2.49 | 24.8      |      |  |
|           | 15                        | 60                        | 71.2      | 44.8        | 2.63        | 35.9        | 5.00 | 25.1                      | 67.9                      | 45.2        | 2.56        | 36.4        | 5.16 | 25.0      | 66.1      | 45.5               | 2.50        | 37.0        | 5.33 | 24.9      |      |  |
|           |                           | 80                        | 91.4      | 45.6        | 3.36        | 34.1        | 3.98 | 25.3                      | 88.0                      | 46.0        | 3.28        | 34.8        | 4.11 | 25.2      | 86.2      | 46.3               | 3.20        | 35.4        | 4.24 | 25.1      |      |  |
| 100       |                           | 111.6                     | 46.3      | 4.03        | 32.5        | 3.37        | 25.5 | 108.1                     | 46.6                      | 3.94        | 33.2        | 3.47        | 25.4 | 106.3     | 47.0      | 3.84               | 33.9        | 3.59        | 25.3 |           |      |  |
| 130       |                           | 141.9                     | 47.5      | 5.23        | 29.6        | 2.66        | 25.9 | 138.3                     | 47.8                      | 5.10        | 30.4        | 2.75        | 25.8 | 136.4     | 48.2      | 4.98               | 31.2        | 2.84        | 25.7 |           |      |  |
| 140       | Operation not recommended |                           |           |             |             |             |      | 148.4                     | 48.2                      | 5.84        | 28.3        | 2.42        | 26.1 | 146.5     | 48.6      | 5.70               | 29.2        | 2.50        | 26.0 |           |      |  |
| 50        | 8                         | 60                        | 72.2      | 48.7        | 2.49        | 40.1        | 5.72 | 39.7                      | 68.5                      | 49.0        | 2.44        | 40.7        | 5.90 | 39.5      | 66.6      | 49.4               | 2.38        | 41.3        | 6.09 | 39.4      |      |  |
|           |                           | 80                        | 92.6      | 50.4        | 3.38        | 38.8        | 4.37 | 40.0                      | 88.8                      | 50.8        | 3.30        | 39.5        | 4.51 | 39.8      | 86.8      | 51.1               | 3.22        | 40.2        | 4.66 | 39.7      |      |  |
|           |                           | 100                       | 113.1     | 52.3        | 4.07        | 38.4        | 3.77 | 40.1                      | 109.2                     | 52.7        | 3.98        | 39.2        | 3.89 | 39.9      | 107.1     | 53.1               | 3.88        | 39.9        | 4.01 | 39.7      |      |  |
|           |                           | 130                       | 144.0     | 56.0        | 5.24        | 38.1        | 3.13 | 40.2                      | 139.8                     | 56.4        | 5.12        | 39.0        | 3.23 | 40.0      | 137.6     | 56.9               | 4.99        | 39.8        | 3.34 | 39.7      |      |  |
|           | 140                       | Operation not recommended |           |             |             |             |      |                           | 150.0                     | 57.4        | 5.83        | 37.5        | 2.89 | 40.3      | 147.7     | 57.9               | 5.69        | 38.4        | 2.98 | 40.1      |      |  |
|           | 12                        | 60                        | 72.4      | 49.6        | 2.51        | 41.0        | 5.80 | 42.6                      | 68.7                      | 50.0        | 2.45        | 41.6        | 5.98 | 42.5      | 66.7      | 50.4               | 2.39        | 42.2        | 6.18 | 42.4      |      |  |
|           |                           | 80                        | 92.9      | 51.5        | 3.38        | 40.0        | 4.47 | 42.8                      | 89.0                      | 51.9        | 3.30        | 40.7        | 4.61 | 42.7      | 87.0      | 52.3               | 3.22        | 41.3        | 4.76 | 42.6      |      |  |
|           |                           | 100                       | 113.4     | 53.5        | 4.25        | 39.0        | 3.69 | 43.0                      | 109.4                     | 53.9        | 4.15        | 39.7        | 3.81 | 42.9      | 107.2     | 54.3               | 4.05        | 40.5        | 3.93 | 42.7      |      |  |
|           |                           | 130                       | 144.1     | 56.4        | 5.56        | 37.4        | 2.97 | 43.3                      | 139.9                     | 56.8        | 5.43        | 38.3        | 3.07 | 43.1      | 137.6     | 57.2               | 5.29        | 39.2        | 3.17 | 43.0      |      |  |
|           | 140                       | Operation not recommended |           |             |             |             |      |                           | 150.1                     | 57.8        | 5.85        | 37.8        | 2.89 | 43.2      | 147.8     | 58.2               | 5.71        | 38.7        | 2.99 | 43.1      |      |  |
|           | 15                        | 60                        | 72.6      | 50.5        | 2.52        | 41.9        | 5.88 | 44.2                      | 68.9                      | 50.9        | 2.46        | 42.5        | 6.07 | 44.2      | 66.8      | 51.3               | 2.40        | 43.1        | 6.26 | 44.1      |      |  |
|           |                           | 80                        | 93.1      | 52.3        | 3.41        | 40.7        | 4.49 | 44.4                      | 89.2                      | 52.7        | 3.33        | 41.3        | 4.64 | 44.3      | 87.1      | 53.1               | 3.25        | 42.0        | 4.79 | 44.2      |      |  |
| 100       |                           | 113.5                     | 54.1      | 4.10        | 40.1        | 3.87        | 44.5 | 109.5                     | 54.5                      | 4.00        | 40.8        | 3.99        | 44.4 | 107.3     | 54.9      | 3.90               | 41.6        | 4.13        | 44.3 |           |      |  |
| 130       |                           | 144.2                     | 56.7      | 5.28        | 38.7        | 3.15        | 44.7 | 139.9                     | 57.2                      | 5.16        | 39.6        | 3.25        | 44.6 | 137.7     | 57.6      | 5.03               | 40.4        | 3.36        | 44.4 |           |      |  |
| 140       | Operation not recommended |                           |           |             |             |             |      | 150.1                     | 58.2                      | 5.87        | 38.1        | 2.90        | 44.8 | 147.8     | 58.6      | 5.73               | 39.0        | 3.00        | 44.6 |           |      |  |
| 70        | 8                         | 60                        | 74.2      | 56.8        | 2.49        | 48.3        | 6.69 | 57.5                      | 70.2                      | 58.6        | 2.48        | 50.1        | 6.91 | 57.1      | 68.0      | 60.3               | 2.48        | 51.8        | 7.14 | 56.6      |      |  |
|           |                           | 80                        | 94.9      | 59.4        | 3.74        | 46.7        | 4.66 | 58.0                      | 90.6                      | 60.9        | 3.72        | 48.2        | 4.80 | 57.6      | 88.3      | 62.4               | 3.69        | 49.8        | 4.95 | 57.2      |      |  |
|           |                           | 100                       | 115.5     | 62.1        | 4.99        | 45.0        | 3.65 | 58.4                      | 111.0                     | 63.4        | 4.55        | 47.9        | 4.08 | 57.7      | 108.6     | 64.8               | 4.11        | 50.8        | 4.62 | 56.9      |      |  |
|           |                           | 130                       | 146.5     | 66.0        | 6.86        | 42.6        | 2.82 | 59.0                      | 141.7                     | 67.1        | 6.18        | 46.0        | 3.18 | 58.1      | 139.1     | 68.2               | 5.50        | 49.5        | 3.64 | 57.3      |      |  |
|           | 140                       | Operation not recommended |           |             |             |             |      |                           | Operation not recommended |             |             |             |      |           |           | 149.0              | 67.6        | 6.19        | 46.4 | 3.20      | 58.0 |  |
|           | 12                        | 60                        | 74.7      | 58.7        | 2.47        | 50.3        | 6.97 | 61.0                      | 70.4                      | 60.1        | 2.48        | 51.6        | 7.11 | 60.7      | 68.2      | 61.4               | 2.49        | 53.0        | 7.24 | 60.5      |      |  |
|           |                           | 80                        | 95.4      | 61.7        | 3.73        | 49.0        | 4.85 | 61.2                      | 90.9                      | 62.4        | 3.58        | 50.2        | 5.11 | 61.0      | 88.4      | 63.1               | 3.42        | 51.4        | 5.41 | 60.8      |      |  |
|           |                           | 100                       | 116.2     | 64.7        | 5.00        | 47.7        | 3.80 | 61.5                      | 111.3                     | 64.7        | 4.67        | 48.8        | 4.06 | 61.3      | 108.6     | 64.7               | 4.35        | 49.9        | 4.36 | 61.1      |      |  |
|           |                           | 130                       | 147.3     | 69.2        | 6.89        | 45.7        | 2.94 | 61.8                      | 141.9                     | 68.2        | 6.32        | 46.6        | 3.16 | 61.6      | 139.0     | 67.2               | 5.75        | 47.6        | 3.43 | 61.5      |      |  |
|           | 140                       | Operation not recommended |           |             |             |             |      |                           | Operation not recommended |             |             |             |      |           |           | 149.1              | 68.0        | 6.21        | 46.8 | 3.21      | 61.6 |  |
|           | 15                        | 60                        | 75.1      | 60.6        | 2.44        | 52.2        | 7.26 | 62.8                      | 70.7                      | 61.6        | 2.47        | 53.1        | 7.30 | 62.7      | 68.3      | 62.6               | 2.50        | 54.1        | 7.34 | 62.6      |      |  |
|           |                           | 80                        | 96.0      | 64.0        | 3.72        | 51.2        | 5.03 | 63.0                      | 91.2                      | 64.4        | 3.73        | 51.6        | 5.06 | 62.9      | 88.6      | 64.8               | 3.73        | 52.0        | 5.09 | 62.8      |      |  |
| 100       |                           | 116.8                     | 67.4      | 5.00        | 50.3        | 3.94        | 63.1 | 111.7                     | 67.2                      | 4.57        | 51.6        | 4.31        | 62.9 | 108.9     | 67.0      | 4.14               | 52.8        | 4.75        | 62.7 |           |      |  |
| 130       |                           | 148.1                     | 72.5      | 6.92        | 48.8        | 3.07        | 63.3 | 142.3                     | 70.8                      | 6.23        | 49.5        | 3.33        | 63.2 | 139.2     | 69.1      | 5.54               | 50.2        | 3.66        | 63.1 |           |      |  |
| 140       | Operation not recommended |                           |           |             |             |             |      | Operation not recommended |                           |             |             |             |      |           | 149.1     | 68.4               | 6.24        | 47.2        | 3.22 | 63.5      |      |  |
| 90        | 8                         | 60                        | 77.2      | 68.9        | 2.36        | 60.8        | 8.56 | 74.3                      | 72.1                      | 69.4        | 2.32        | 61.5        | 8.78 | 74.2      | 69.3      | 69.9               | 2.28        | 62.1        | 9.00 | 74.0      |      |  |
|           |                           | 80                        | 97.5      | 70.0        | 3.28        | 58.8        | 6.26 | 74.8                      | 92.3                      | 70.5        | 3.22        | 59.5        | 6.41 | 74.7      | 89.5      | 71.1               | 3.17        | 60.3        | 6.57 | 74.5      |      |  |
|           |                           | 100                       | 118.4     | 73.8        | 4.07        | 59.9        | 5.32 | 74.6                      | 112.9                     | 74.3        | 4.00        | 60.7        | 5.45 | 74.4      | 110.0     | 74.9               | 3.93        | 61.5        | 5.59 | 74.2      |      |  |
|           |                           | 130                       | 148.6     | 74.5        | 5.55        | 55.6        | 3.93 | 75.7                      | 143.1                     | 75.1        | 5.46        | 56.4        | 4.03 | 75.5      | 140.1     | 75.6               | 5.36        | 57.3        | 4.13 | 75.2      |      |  |
|           | 140                       | Operation not recommended |           |             |             |             |      |                           |                           |             |             |             |      |           |           |                    |             |             |      |           |      |  |
|           | 12                        | 60                        | 77.5      | 70.2        | 2.37        | 62.1        | 8.68 | 78.9                      | 72.3                      | 70.7        | 2.33        | 62.8        | 8.90 | 78.7      | 69.5      | 71.3               | 2.29        | 63.4        | 9.13 | 78.6      |      |  |
|           |                           | 80                        | 98.7      | 74.8        | 4.04        | 61.1        | 5.43 | 79.1                      | 92.9                      | 73.9        | 3.66        | 61.4        | 5.91 | 79.0      | 89.7      | 72.9               | 3.29        | 61.7        | 6.51 | 78.9      |      |  |
|           |                           | 100                       | 119.9     | 79.5        | 5.71        | 60.0        | 4.08 | 79.2                      | 113.4                     | 77.1        | 5.00        | 60.0        | 4.52 | 79.2      | 110.0     | 74.6               | 4.28        | 60.0        | 5.11 | 79.2      |      |  |
|           |                           | 130                       | 151.6     | 86.5        | 8.22        | 58.4        | 3.08 | 79.5                      | 144.2                     | 81.8        | 7.00        | 57.9        | 3.43 | 79.6      | 140.3     | 77.2               | 5.78        | 57.4        | 3.91 | 79.7      |      |  |
|           | 140                       | Operation not recommended |           |             |             |             |      |                           |                           |             |             |             |      |           |           |                    |             |             |      |           |      |  |
|           | 15                        | 60                        | 77.9      | 71.5        | 2.38        | 63.4        | 8.80 | 81.3                      | 72.5                      | 72.1        | 2.34        | 64.1        | 9.02 | 81.2      | 69.7      | 72.6               | 2.30        | 64.8        | 9.25 | 81.1      |      |  |
|           |                           | 80                        | 98.2      | 72.7        | 3.31        | 61.4        | 6.43 | 81.6                      | 92.7                      | 73.2        | 3.26        | 62.1        | 6.59 | 81.5      | 89.8      | 73.8               | 3.20        | 62.9        | 6.76 | 81.4      |      |  |
| 100       |                           | 119.1                     | 76.2      | 4.09        | 62.3        | 5.46        | 81.4 | 113.4                     | 76.8                      | 4.02        | 63.1        | 5.60        | 81.3 | 110.3     | 77.4      | 3.95               | 63.9        | 5.74        | 81.2 |           |      |  |
| 130       |                           | 148.9                     | 75.5      | 5.59        | 56.4        | 3.96        | 82.2 | 143.2                     | 76.0                      | 5.49        | 57.3        | 4.06        | 82.1 | 140.2     | 76.6      | 5.40               | 58.2        | 4.16        | 82.0 |           |      |  |
| 140       | Operation not recommended |                           |           |             |             |             |      |                           |                           |             |             |             |      |           |           |                    |             |             |      |           |      |  |

# Performance Data cont.

## 050-Cooling

| Source    |             | Load Flow - 8 GPM |           |             |             |             |      |           | Load Flow - 12 GPM |             |             |             |      |           | Load Flow - 15 GPM |             |             |             |      |           |
|-----------|-------------|-------------------|-----------|-------------|-------------|-------------|------|-----------|--------------------|-------------|-------------|-------------|------|-----------|--------------------|-------------|-------------|-------------|------|-----------|
| EST<br>°F | Flow<br>GPM | ELT<br>°F         | LLT<br>°F | TC<br>MBTUH | Power<br>kW | HR<br>MBTUH | EER  | LST<br>°F | LLT<br>°F          | TC<br>MBTUH | Power<br>kW | HR<br>MBTUH | EER  | LST<br>°F | LLT<br>°F          | TC<br>MBTUH | Power<br>kW | HR<br>MBTUH | EER  | LST<br>°F |
| 50        | 8           | 50                | 38.9      | 44.4        | 2.27        | 52.1        | 19.6 | 63.0      | 42.2               | 45.1        | 2.27        | 52.8        | 19.8 | 63.2      | 43.9               | 45.7        | 2.27        | 53.5        | 20.1 | 63.4      |
|           |             | 70                | 58.1      | 47.7        | 2.30        | 55.6        | 20.7 | 63.9      | 61.6               | 48.4        | 2.30        | 56.3        | 21.0 | 64.1      | 63.5               | 49.1        | 2.30        | 57.0        | 21.3 | 64.2      |
|           |             | 90                | 77.2      | 51.1        | 2.33        | 59.0        | 21.9 | 64.8      | 81.0               | 51.8        | 2.33        | 59.7        | 22.2 | 64.9      | 83.0               | 52.5        | 2.33        | 60.5        | 22.5 | 65.1      |
|           |             | 110               | 96.4      | 54.4        | 2.37        | 62.5        | 23.0 | 65.6      | 100.4              | 55.1        | 2.36        | 63.2        | 23.3 | 65.8      | 102.5              | 55.9        | 2.36        | 64.0        | 23.7 | 66.0      |
|           | 12          | 50                | 39.1      | 43.7        | 2.25        | 51.4        | 19.4 | 58.9      | 42.3               | 44.2        | 2.26        | 51.9        | 19.6 | 59.0      | 44.0               | 44.8        | 2.26        | 52.5        | 19.8 | 59.1      |
|           |             | 70                | 58.2      | 47.1        | 2.27        | 54.8        | 20.7 | 59.5      | 61.7               | 47.7        | 2.27        | 55.4        | 21.0 | 59.6      | 63.6               | 48.3        | 2.27        | 56.0        | 21.2 | 59.7      |
|           |             | 90                | 77.4      | 50.4        | 2.28        | 58.2        | 22.1 | 60.1      | 81.1               | 51.1        | 2.28        | 58.9        | 22.4 | 60.2      | 83.1               | 51.8        | 2.28        | 59.6        | 22.7 | 60.4      |
|           |             | 110               | 96.5      | 53.8        | 2.30        | 61.7        | 23.4 | 60.7      | 100.5              | 54.5        | 2.30        | 62.4        | 23.7 | 60.8      | 102.6              | 55.3        | 2.30        | 63.1        | 24.1 | 61.0      |
|           | 15          | 50                | 39.3      | 43.0        | 2.24        | 50.6        | 19.2 | 56.7      | 42.4               | 43.4        | 2.25        | 51.1        | 19.3 | 56.8      | 44.1               | 43.9        | 2.25        | 51.6        | 19.5 | 56.9      |
|           |             | 70                | 58.4      | 46.4        | 2.24        | 54.0        | 20.7 | 57.2      | 61.8               | 46.9        | 2.24        | 54.6        | 20.9 | 57.3      | 63.7               | 47.5        | 2.24        | 55.1        | 21.2 | 57.4      |
|           |             | 90                | 77.5      | 49.8        | 2.24        | 57.4        | 22.3 | 57.7      | 81.2               | 50.4        | 2.24        | 58.1        | 22.5 | 57.7      | 83.2               | 51.0        | 2.24        | 58.7        | 22.8 | 57.8      |
|           |             | 110               | 96.7      | 53.2        | 2.23        | 60.9        | 23.8 | 58.1      | 100.6              | 53.9        | 2.23        | 61.5        | 24.2 | 58.2      | 102.7              | 54.6        | 2.23        | 62.2        | 24.5 | 58.3      |
| 70        | 8           | 50                | 40.2      | 39.1        | 2.69        | 48.3        | 14.5 | 82.1      | 43.1               | 39.7        | 2.69        | 48.9        | 14.7 | 82.2      | 44.6               | 40.3        | 2.69        | 49.5        | 15.0 | 82.4      |
|           |             | 70                | 58.6      | 45.5        | 2.74        | 54.8        | 16.6 | 83.7      | 62.0               | 46.1        | 2.74        | 55.5        | 16.8 | 83.9      | 63.8               | 46.8        | 2.74        | 56.1        | 17.1 | 84.0      |
|           |             | 90                | 77.0      | 51.9        | 2.79        | 61.4        | 18.6 | 85.4      | 80.9               | 52.6        | 2.79        | 62.1        | 18.8 | 85.5      | 82.9               | 53.2        | 2.79        | 62.8        | 19.1 | 85.7      |
|           |             | 110               | 95.4      | 58.3        | 2.85        | 68.0        | 20.5 | 87.0      | 99.7               | 59.0        | 2.84        | 68.7        | 20.7 | 87.2      | 102.0              | 59.7        | 2.84        | 69.4        | 21.0 | 87.3      |
|           | 12          | 50                | 40.3      | 38.6        | 2.68        | 47.7        | 14.4 | 78.3      | 43.2               | 39.2        | 2.68        | 48.3        | 14.6 | 78.4      | 44.7               | 39.7        | 2.68        | 48.8        | 14.8 | 78.5      |
|           |             | 70                | 58.7      | 45.1        | 2.70        | 54.3        | 16.7 | 79.4      | 62.1               | 45.7        | 2.71        | 54.9        | 16.9 | 79.6      | 63.8               | 46.3        | 2.71        | 55.5        | 17.1 | 79.7      |
|           |             | 90                | 77.1      | 51.6        | 2.73        | 60.9        | 18.9 | 80.6      | 80.9               | 52.2        | 2.73        | 61.6        | 19.1 | 80.7      | 82.9               | 52.9        | 2.73        | 62.2        | 19.3 | 80.8      |
|           |             | 110               | 95.5      | 58.0        | 2.76        | 67.5        | 21.0 | 81.7      | 99.8               | 58.8        | 2.76        | 68.2        | 21.3 | 81.9      | 102.1              | 59.5        | 2.76        | 68.9        | 21.5 | 82.0      |
|           | 15          | 50                | 40.5      | 38.1        | 2.66        | 47.2        | 14.3 | 76.3      | 43.3               | 38.6        | 2.66        | 47.7        | 14.5 | 76.4      | 44.8               | 39.1        | 2.67        | 48.2        | 14.7 | 76.4      |
|           |             | 70                | 58.8      | 44.7        | 2.67        | 53.8        | 16.8 | 77.2      | 62.1               | 45.3        | 2.67        | 54.4        | 17.0 | 77.2      | 63.9               | 45.8        | 2.67        | 55.0        | 17.2 | 77.3      |
|           |             | 90                | 77.2      | 51.3        | 2.67        | 60.4        | 19.2 | 78.0      | 81.0               | 51.9        | 2.67        | 61.0        | 19.4 | 78.1      | 83.0               | 52.6        | 2.68        | 61.7        | 19.6 | 78.2      |
|           |             | 110               | 95.5      | 57.8        | 2.68        | 67.0        | 21.6 | 78.9      | 99.8               | 58.6        | 2.68        | 67.7        | 21.9 | 79.0      | 102.1              | 59.3        | 2.68        | 68.5        | 22.1 | 79.1      |
| 90        | 8           | 50                | 41.5      | 33.8        | 3.12        | 44.4        | 10.8 | 101.1     | 44.0               | 34.4        | 3.11        | 45.0        | 11.0 | 101.2     | 45.3               | 34.9        | 3.11        | 45.5        | 11.2 | 101.4     |
|           |             | 70                | 59.2      | 43.2        | 3.18        | 54.1        | 13.6 | 103.5     | 62.4               | 43.8        | 3.18        | 54.7        | 13.8 | 103.7     | 64.1               | 44.4        | 3.18        | 55.3        | 14.0 | 103.8     |
|           |             | 90                | 76.8      | 52.7        | 3.25        | 63.8        | 16.2 | 105.9     | 80.7               | 53.3        | 3.25        | 64.4        | 16.4 | 106.1     | 82.8               | 54.0        | 3.25        | 65.1        | 16.6 | 106.3     |
|           |             | 110               | 94.5      | 62.1        | 3.32        | 73.5        | 18.7 | 108.4     | 99.1               | 62.8        | 3.32        | 74.1        | 18.9 | 108.5     | 101.5              | 63.5        | 3.32        | 74.8        | 19.1 | 108.7     |
|           | 12          | 50                | 41.6      | 33.5        | 3.10        | 44.1        | 10.8 | 97.7      | 44.1               | 34.1        | 3.10        | 44.6        | 11.0 | 97.8      | 45.4               | 34.6        | 3.10        | 45.2        | 11.2 | 97.9      |
|           |             | 70                | 59.2      | 43.1        | 3.14        | 53.8        | 13.7 | 99.4      | 62.4               | 43.7        | 3.14        | 54.4        | 13.9 | 99.5      | 64.1               | 44.3        | 3.14        | 55.0        | 14.1 | 99.6      |
|           |             | 90                | 76.8      | 52.7        | 3.18        | 63.5        | 16.6 | 101.1     | 80.7               | 53.4        | 3.18        | 64.2        | 16.8 | 101.2     | 82.8               | 54.0        | 3.18        | 64.9        | 17.0 | 101.3     |
|           |             | 110               | 94.4      | 62.3        | 3.22        | 73.3        | 19.3 | 102.7     | 99.0               | 63.0        | 3.22        | 74.0        | 19.5 | 102.9     | 101.5              | 63.7        | 3.23        | 74.8        | 19.8 | 103.0     |
|           | 15          | 50                | 41.7      | 33.3        | 3.08        | 43.8        | 10.8 | 95.8      | 44.1               | 33.8        | 3.08        | 44.3        | 11.0 | 95.9      | 45.4               | 34.3        | 3.08        | 44.8        | 11.1 | 96.0      |
|           |             | 70                | 59.3      | 43.0        | 3.09        | 53.5        | 13.9 | 97.1      | 62.4               | 43.6        | 3.10        | 54.2        | 14.1 | 97.2      | 64.1               | 44.2        | 3.10        | 54.8        | 14.3 | 97.3      |
|           |             | 90                | 76.8      | 52.7        | 3.11        | 63.3        | 17.0 | 98.4      | 80.7               | 53.4        | 3.11        | 64.0        | 17.2 | 98.5      | 82.8               | 54.1        | 3.12        | 64.7        | 17.4 | 98.6      |
|           |             | 110               | 94.4      | 62.4        | 3.12        | 73.1        | 20.0 | 99.7      | 99.0               | 63.2        | 3.13        | 73.9        | 20.2 | 99.8      | 101.5              | 64.0        | 3.14        | 74.7        | 20.4 | 100.0     |
| 110       | 8           | 50                | 42.9      | 28.5        | 3.54        | 40.6        | 8.1  | 120.1     | 45.0               | 29.0        | 3.54        | 41.1        | 8.2  | 120.3     | 46.1               | 29.5        | 3.53        | 41.5        | 8.4  | 120.4     |
|           |             | 70                | 59.8      | 41.0        | 3.63        | 53.4        | 11.3 | 123.3     | 62.8               | 41.6        | 3.62        | 53.9        | 11.5 | 123.5     | 64.4               | 42.1        | 3.62        | 54.5        | 11.6 | 123.6     |
|           |             | 90                | 76.6      | 53.5        | 3.71        | 66.2        | 14.4 | 126.5     | 80.6               | 54.1        | 3.71        | 66.8        | 14.6 | 126.7     | 82.7               | 54.7        | 3.71        | 67.4        | 14.7 | 126.8     |
|           |             | 110               | 93.5      | 66.0        | 3.80        | 79.0        | 17.4 | 129.7     | 98.4               | 66.7        | 3.80        | 79.6        | 17.5 | 129.9     | 101.0              | 67.3        | 3.80        | 80.3        | 17.7 | 130.1     |
|           | 12          | 50                | 42.9      | 28.5        | 3.52        | 40.5        | 8.1  | 117.0     | 45.0               | 29.0        | 3.52        | 41.0        | 8.2  | 117.1     | 46.1               | 29.5        | 3.52        | 41.5        | 8.4  | 117.2     |
|           |             | 70                | 59.7      | 41.1        | 3.57        | 53.3        | 11.5 | 119.3     | 62.7               | 41.7        | 3.57        | 53.9        | 11.7 | 119.4     | 64.4               | 42.3        | 3.57        | 54.5        | 11.8 | 119.5     |
|           |             | 90                | 76.5      | 53.8        | 3.63        | 66.2        | 14.8 | 121.5     | 80.5               | 54.5        | 3.63        | 66.9        | 15.0 | 121.6     | 82.6               | 55.2        | 3.63        | 67.6        | 15.2 | 121.8     |
|           |             | 110               | 93.4      | 66.5        | 3.68        | 79.1        | 18.1 | 123.7     | 98.3               | 67.2        | 3.69        | 79.8        | 18.2 | 123.9     | 100.9              | 68.0        | 3.69        | 80.6        | 18.4 | 124.0     |
|           | 15          | 50                | 42.9      | 28.4        | 3.50        | 40.4        | 8.1  | 115.4     | 45.0               | 29.0        | 3.50        | 40.9        | 8.3  | 115.5     | 46.1               | 29.5        | 3.50        | 41.4        | 8.4  | 115.5     |
|           |             | 70                | 59.7      | 41.3        | 3.52        | 53.3        | 11.7 | 117.1     | 62.7               | 41.9        | 3.53        | 53.9        | 11.9 | 117.2     | 64.3               | 42.6        | 3.53        | 54.6        | 12.1 | 117.3     |
|           |             | 90                | 76.5      | 54.1        | 3.54        | 66.2        | 15.3 | 118.8     | 80.5               | 54.9        | 3.55        | 67.0        | 15.5 | 118.9     | 82.6               | 55.6        | 3.56        | 67.8        | 15.6 | 119.0     |
|           |             | 110               | 93.3      | 67.0        | 3.56        | 79.1        | 18.8 | 120.6     | 98.2               | 67.8        | 3.57        | 80.0        | 19.0 | 120.7     | 100.8              | 68.7        | 3.59        | 80.9        | 19.1 | 120.8     |

# Performance Data cont.

## 066-Heating

| Source |          | Load Flow - 10 GPM        |                           |          |          |          |      |        | Load Flow - 15 GPM |          |          |          |      |        |        | Load Flow - 20 GPM |          |          |      |        |      |  |
|--------|----------|---------------------------|---------------------------|----------|----------|----------|------|--------|--------------------|----------|----------|----------|------|--------|--------|--------------------|----------|----------|------|--------|------|--|
| EST °F | Flow GPM | ELT °F                    | LLT °F                    | HC MBTUH | Power kW | HE MBTUH | COP  | LST °F | LLT °F             | HC MBTUH | Power kW | HE MBTUH | COP  | LST °F | LLT °F | HC MBTUH           | Power kW | HE MBTUH | COP  | LST °F |      |  |
| 30     | 10       | 60                        | 70.6                      | 53.2     | 3.05     | 42.8     | 5.12 | 21.2   | 67.1               | 53.6     | 2.98     | 43.5     | 5.28 | 21.0   | 65.4   | 54.0               | 2.90     | 44.1     | 5.45 | 20.9   |      |  |
|        |          | 80                        | 90.8                      | 54.1     | 3.96     | 40.6     | 4.00 | 21.6   | 87.3               | 54.5     | 3.87     | 41.3     | 4.13 | 21.5   | 85.5   | 54.9               | 3.77     | 42.0     | 4.27 | 21.3   |      |  |
|        |          | 100                       | 111.0                     | 55.2     | 5.14     | 37.7     | 3.15 | 22.2   | 107.4              | 55.6     | 5.02     | 38.5     | 3.25 | 22.1   | 105.6  | 56.0               | 4.90     | 39.3     | 3.36 | 21.9   |      |  |
|        |          | 130                       | 141.5                     | 57.7     | 6.88     | 34.2     | 2.46 | 23.0   | 137.7              | 58.1     | 6.72     | 35.2     | 2.54 | 22.7   | 135.9  | 58.5               | 6.55     | 36.2     | 2.62 | 22.5   |      |  |
|        |          | 140                       | Operation not recommended |          |          |          |      |        |                    | 147.8    | 58.5     | 7.51     | 32.9 | 2.28   | 23.2   | 145.9              | 58.9     | 7.33     | 33.9 | 2.36   | 23.0 |  |
|        | 15       | 60                        | 70.8                      | 54.2     | 3.06     | 43.8     | 5.19 | 24.0   | 67.3               | 54.6     | 2.99     | 44.4     | 5.36 | 23.9   | 65.5   | 55.1               | 2.92     | 45.1     | 5.53 | 23.8   |      |  |
|        |          | 80                        | 91.1                      | 55.3     | 4.23     | 40.9     | 3.83 | 24.4   | 87.4               | 55.7     | 4.13     | 41.6     | 3.96 | 24.3   | 85.6   | 56.1               | 4.03     | 42.4     | 4.09 | 24.2   |      |  |
|        |          | 100                       | 111.3                     | 56.3     | 5.39     | 37.9     | 3.06 | 24.8   | 107.6              | 56.8     | 5.26     | 38.8     | 3.16 | 24.7   | 105.7  | 57.2               | 5.14     | 39.7     | 3.26 | 24.5   |      |  |
|        |          | 130                       | 141.6                     | 57.9     | 7.14     | 33.5     | 2.38 | 25.4   | 137.8              | 58.3     | 6.97     | 34.6     | 2.45 | 25.2   | 135.9  | 58.8               | 6.80     | 35.6     | 2.53 | 25.1   |      |  |
|        |          | 140                       | Operation not recommended |          |          |          |      |        |                    | 147.9    | 58.9     | 7.54     | 33.2 | 2.29   | 25.4   | 145.9              | 59.3     | 7.35     | 34.2 | 2.36   | 25.3 |  |
|        | 20       | 60                        | 71.1                      | 55.3     | 3.08     | 44.8     | 5.26 | 25.4   | 67.4               | 55.7     | 3.01     | 45.4     | 5.43 | 25.3   | 65.6   | 56.1               | 2.93     | 46.1     | 5.61 | 25.2   |      |  |
|        |          | 80                        | 91.2                      | 56.1     | 4.00     | 42.5     | 4.11 | 25.6   | 87.5               | 56.6     | 3.91     | 43.2     | 4.25 | 25.5   | 85.7   | 57.0               | 3.81     | 44.0     | 4.38 | 25.5   |      |  |
| 100    |          | 111.4                     | 57.0                      | 5.17     | 39.4     | 3.24     | 25.9 | 107.7  | 57.5               | 5.04     | 40.3     | 3.34     | 25.8 | 105.8  | 57.9   | 4.92               | 41.1     | 3.45     | 25.8 |        |      |  |
| 130    |          | 141.7                     | 58.4                      | 6.93     | 34.8     | 2.47     | 26.4 | 137.8  | 58.9               | 6.77     | 35.8     | 2.55     | 26.3 | 135.9  | 59.3   | 6.60               | 36.8     | 2.63     | 26.2 |        |      |  |
| 140    |          | Operation not recommended |                           |          |          |          |      |        | 147.9              | 59.3     | 7.56     | 33.4     | 2.30 | 26.6   | 146.0  | 59.7               | 7.38     | 34.5     | 2.37 | 26.4   |      |  |
| 50     | 10       | 60                        | 72.8                      | 64.2     | 3.10     | 53.6     | 6.08 | 38.9   | 68.6               | 64.7     | 3.02     | 54.4     | 6.27 | 38.8   | 66.5   | 65.2               | 2.95     | 55.1     | 6.48 | 38.6   |      |  |
|        |          | 80                        | 93.3                      | 66.4     | 4.11     | 52.4     | 4.74 | 39.2   | 88.9               | 66.9     | 4.01     | 53.2     | 4.89 | 39.0   | 86.7   | 67.4               | 3.91     | 54.1     | 5.05 | 38.9   |      |  |
|        |          | 100                       | 113.6                     | 67.9     | 5.38     | 49.5     | 3.70 | 39.8   | 109.1              | 68.4     | 5.25     | 50.5     | 3.82 | 39.6   | 106.9  | 68.9               | 5.12     | 51.4     | 3.94 | 39.4   |      |  |
|        |          | 130                       | 144.0                     | 70.0     | 7.09     | 45.8     | 2.89 | 40.6   | 139.4              | 70.6     | 6.92     | 46.9     | 2.99 | 40.3   | 137.1  | 71.1               | 6.75     | 48.0     | 3.09 | 40.1   |      |  |
|        |          | 140                       | Operation not recommended |          |          |          |      |        |                    | 149.5    | 71.3     | 7.73     | 45.0 | 2.71   | 40.7   | 147.2              | 71.9     | 7.54     | 46.2 | 2.79   | 40.5 |  |
|        | 15       | 60                        | 73.1                      | 65.5     | 3.11     | 54.8     | 6.16 | 42.5   | 68.8               | 65.9     | 3.04     | 55.6     | 6.36 | 42.4   | 66.6   | 66.4               | 2.97     | 56.3     | 6.57 | 42.3   |      |  |
|        |          | 80                        | 93.4                      | 66.9     | 4.32     | 52.2     | 4.54 | 42.8   | 89.0               | 67.4     | 4.22     | 53.0     | 4.68 | 42.7   | 86.8   | 67.9               | 4.11     | 53.9     | 4.84 | 42.6   |      |  |
|        |          | 100                       | 113.7                     | 68.4     | 5.53     | 49.5     | 3.62 | 43.2   | 109.2              | 68.9     | 5.40     | 50.5     | 3.74 | 43.1   | 106.9  | 69.4               | 5.26     | 51.4     | 3.86 | 42.9   |      |  |
|        |          | 130                       | 144.1                     | 70.5     | 7.34     | 45.5     | 2.82 | 43.7   | 139.5              | 71.1     | 7.16     | 46.6     | 2.91 | 43.6   | 137.2  | 71.6               | 6.99     | 47.8     | 3.00 | 43.4   |      |  |
|        |          | 140                       | Operation not recommended |          |          |          |      |        |                    | 149.6    | 71.8     | 7.75     | 45.3 | 2.71   | 43.8   | 147.2              | 72.3     | 7.56     | 46.5 | 2.80   | 43.6 |  |
|        | 20       | 60                        | 73.3                      | 66.7     | 3.13     | 56.0     | 6.25 | 44.2   | 69.0               | 67.2     | 3.05     | 56.8     | 6.45 | 44.1   | 66.8   | 67.7               | 2.98     | 57.5     | 6.66 | 44.1   |      |  |
|        |          | 80                        | 93.8                      | 69.0     | 4.15     | 54.8     | 4.87 | 44.4   | 89.3               | 69.5     | 4.05     | 55.7     | 5.03 | 44.3   | 87.0   | 70.0               | 3.95     | 56.5     | 5.19 | 44.2   |      |  |
| 100    |          | 114.0                     | 70.1                      | 5.41     | 51.7     | 3.80     | 44.7 | 109.4  | 70.7               | 5.28     | 52.7     | 3.92     | 44.6 | 107.1  | 71.2   | 5.15               | 53.6     | 4.05     | 44.5 |        |      |  |
| 130    |          | 144.2                     | 70.9                      | 7.14     | 46.6     | 2.91     | 45.2 | 139.5  | 71.5               | 6.97     | 47.7     | 3.00     | 45.1 | 137.2  | 72.0   | 6.80               | 48.8     | 3.10     | 45.0 |        |      |  |
| 140    |          | Operation not recommended |                           |          |          |          |      |        | 149.6              | 72.3     | 7.78     | 45.7     | 2.72 | 45.3   | 147.3  | 72.8               | 7.59     | 46.9     | 2.81 | 45.2   |      |  |
| 70     | 10       | 60                        | 74.2                      | 70.8     | 3.11     | 60.2     | 6.67 | 57.6   | 69.9               | 74.1     | 3.05     | 63.7     | 7.12 | 56.9   | 67.7   | 77.3               | 2.99     | 67.1     | 7.59 | 56.2   |      |  |
|        |          | 80                        | 94.3                      | 71.3     | 4.43     | 56.2     | 4.72 | 58.4   | 90.0               | 75.0     | 4.30     | 60.3     | 5.12 | 57.6   | 87.9   | 78.7               | 4.17     | 64.5     | 5.54 | 56.7   |      |  |
|        |          | 100                       | 114.4                     | 71.8     | 5.74     | 52.2     | 3.66 | 59.2   | 110.2              | 76.2     | 5.56     | 57.2     | 4.02 | 58.2   | 108.1  | 80.5               | 5.37     | 62.2     | 4.39 | 57.2   |      |  |
|        |          | 130                       | 144.5                     | 72.5     | 7.71     | 46.2     | 2.76 | 60.5   | 140.5              | 78.4     | 7.42     | 53.1     | 3.10 | 59.1   | 138.4  | 84.3               | 7.14     | 59.9     | 3.46 | 57.6   |      |  |
|        |          | 140                       | Operation not recommended |          |          |          |      |        |                    | 148.5    | 85.0     | 7.73     | 58.6 | 3.22   | 57.9   |                    |          |          |      |        |      |  |
|        | 15       | 60                        | 74.8                      | 74.2     | 3.13     | 63.5     | 6.95 | 61.3   | 70.2               | 76.5     | 3.07     | 66.0     | 7.31 | 60.9   | 67.9   | 78.8               | 3.00     | 68.6     | 7.69 | 60.6   |      |  |
|        |          | 80                        | 95.0                      | 74.9     | 4.46     | 59.6     | 4.92 | 61.8   | 90.4               | 77.7     | 4.32     | 62.9     | 5.26 | 61.4   | 88.0   | 80.5               | 4.19     | 66.2     | 5.63 | 60.9   |      |  |
|        |          | 100                       | 115.1                     | 75.5     | 5.79     | 55.8     | 3.82 | 62.3   | 110.5              | 78.9     | 5.58     | 59.8     | 4.14 | 61.8   | 108.2  | 82.2               | 5.38     | 63.8     | 4.48 | 61.2   |      |  |
|        |          | 130                       | 145.3                     | 76.6     | 7.79     | 50.0     | 2.88 | 63.1   | 140.8              | 80.6     | 7.47     | 55.1     | 3.16 | 62.4   | 138.5  | 84.7               | 7.16     | 60.3     | 3.47 | 61.7   |      |  |
|        |          | 140                       | Operation not recommended |          |          |          |      |        |                    | 148.6    | 85.6     | 7.75     | 59.1 | 3.23   | 61.9   |                    |          |          |      |        |      |  |
|        | 20       | 60                        | 75.5                      | 77.5     | 3.14     | 66.8     | 7.23 | 63.1   | 70.5               | 78.9     | 3.08     | 68.4     | 7.51 | 62.9   | 68.0   | 80.3               | 3.02     | 70.0     | 7.80 | 62.8   |      |  |
|        |          | 80                        | 95.7                      | 78.4     | 4.49     | 63.1     | 5.12 | 63.5   | 90.7               | 80.1     | 4.35     | 65.2     | 5.40 | 63.3   | 88.2   | 81.8               | 4.21     | 67.4     | 5.69 | 63.1   |      |  |
| 100    |          | 115.9                     | 79.3                      | 5.84     | 59.4     | 3.98     | 63.9 | 110.8  | 81.3               | 5.62     | 62.1     | 4.24     | 63.6 | 108.3  | 83.2   | 5.40               | 64.8     | 4.52     | 63.3 |        |      |  |
| 130    |          | 146.1                     | 80.7                      | 7.86     | 53.8     | 3.01     | 64.5 | 141.1  | 83.0               | 7.52     | 57.3     | 3.23     | 64.1 | 138.5  | 85.4   | 7.19               | 60.9     | 3.48     | 63.7 |        |      |  |
| 140    |          | Operation not recommended |                           |          |          |          |      |        | 148.6              | 86.1     | 7.78     | 59.6     | 3.24 | 63.9   |        |                    |          |          |      |        |      |  |
| 90     | 10       | 60                        | 77.3                      | 86.3     | 3.14     | 75.6     | 8.04 | 74.4   | 71.6               | 87.0     | 3.09     | 76.4     | 8.25 | 74.2   | 68.8   | 87.6               | 3.04     | 77.3     | 8.45 | 74.1   |      |  |
|        |          | 80                        | 98.6                      | 93.0     | 4.03     | 79.2     | 6.77 | 73.7   | 92.5               | 93.7     | 3.96     | 80.2     | 6.93 | 73.5   | 89.4   | 94.4               | 3.89     | 81.1     | 7.11 | 73.3   |      |  |
|        |          | 100                       | 119.2                     | 95.8     | 5.05     | 78.6     | 5.57 | 73.8   | 112.9              | 96.6     | 4.96     | 79.6     | 5.70 | 73.6   | 109.7  | 97.3               | 4.88     | 80.6     | 5.85 | 73.4   |      |  |
|        |          | 130                       | 149.5                     | 97.7     | 7.14     | 73.4     | 4.01 | 74.9   | 143.1              | 98.5     | 7.02     | 74.5     | 4.11 | 74.6   | 139.9  | 99.2               | 6.90     | 75.7     | 4.21 | 74.4   |      |  |
|        |          | 140                       | Operation not recommended |          |          |          |      |        |                    |          |          |          |      |        |        |                    |          |          |      |        |      |  |
|        | 15       | 60                        | 77.6                      | 88.0     | 3.16     | 77.2     | 8.16 | 79.4   | 71.8               | 88.6     | 3.11     | 78.0     | 8.36 | 79.3   | 68.9   | 89.3               | 3.05     | 78.9     | 8.57 | 79.2   |      |  |
|        |          | 80                        | 97.6                      | 88.2     | 4.64     | 72.4     | 5.58 | 80.1   | 91.9               | 89.6     | 4.46     | 74.4     | 5.89 | 79.8   | 89.1   | 91.0               | 4.28     | 76.3     | 6.22 | 79.5   |      |  |
|        |          | 100                       | 117.7                     | 88.4     | 6.11     | 67.5     | 4.24 | 80.7   | 112.1              | 90.5     | 5.81     | 70.7     | 4.56 | 80.3   | 109.3  | 92.6               | 5.51     | 73.8     | 4.92 | 79.9   |      |  |
|        |          | 130                       | 147.7                     | 88.7     | 8.32     | 60.3     | 3.12 | 81.7   | 142.3              | 91.9     | 7.84     | 65.1     | 3.44 | 81.0   | 139.5  | 95.1               | 7.36     | 70.0     | 3.79 | 80.4   |      |  |
|        |          | 140                       | Operation not recommended |          |          |          |      |        |                    |          |          |          |      |        |        |                    |          |          |      |        |      |  |
|        | 20       | 60                        | 77.9                      | 89.6     | 3.18     | 78.8     | 8.27 | 81.9   | 72.0               | 90.3     | 3.12     | 79.7     | 8.48 | 81.8   | 69.1   | 91.0               | 3.07     | 80.5     | 8.69 | 81.7   |      |  |
|        |          | 80                        | 99.3                      | 96.5     | 4.07     | 82.7     | 6.96 | 81.5   | 93.0               | 97.3     | 4.00     | 83.6     | 7.13 | 81.4   | 89.8   | 98.0               | 3.93     | 84.6     | 7.31 | 81.3   |      |  |
| 100    |          | 119.8                     | 99.0                      | 5.07     | 81.7     | 5.72     | 81.6 | 113.3  | 99.7               | 4.99     | 82.7     | 5.86     | 81.5 | 110.1  | 100.5  | 4.90               | 83.8     | 6.01     | 81.4 |        |      |  |
| 130    |          | 149.8                     | 99.0                      | 7.19     | 74.4     | 4.03     | 82.3 | 143.3  | 99.7               | 7.07     | 75.6     | 4.13     | 82.2 | 140.1  | 100.5  | 6.95               | 76.8     | 4.24     | 82.1 |        |      |  |
| 140    |          | Operation not recommended |                           |          |          |          |      |        |                    |          |          |          |      |        |        |                    |          |          |      |        |      |  |

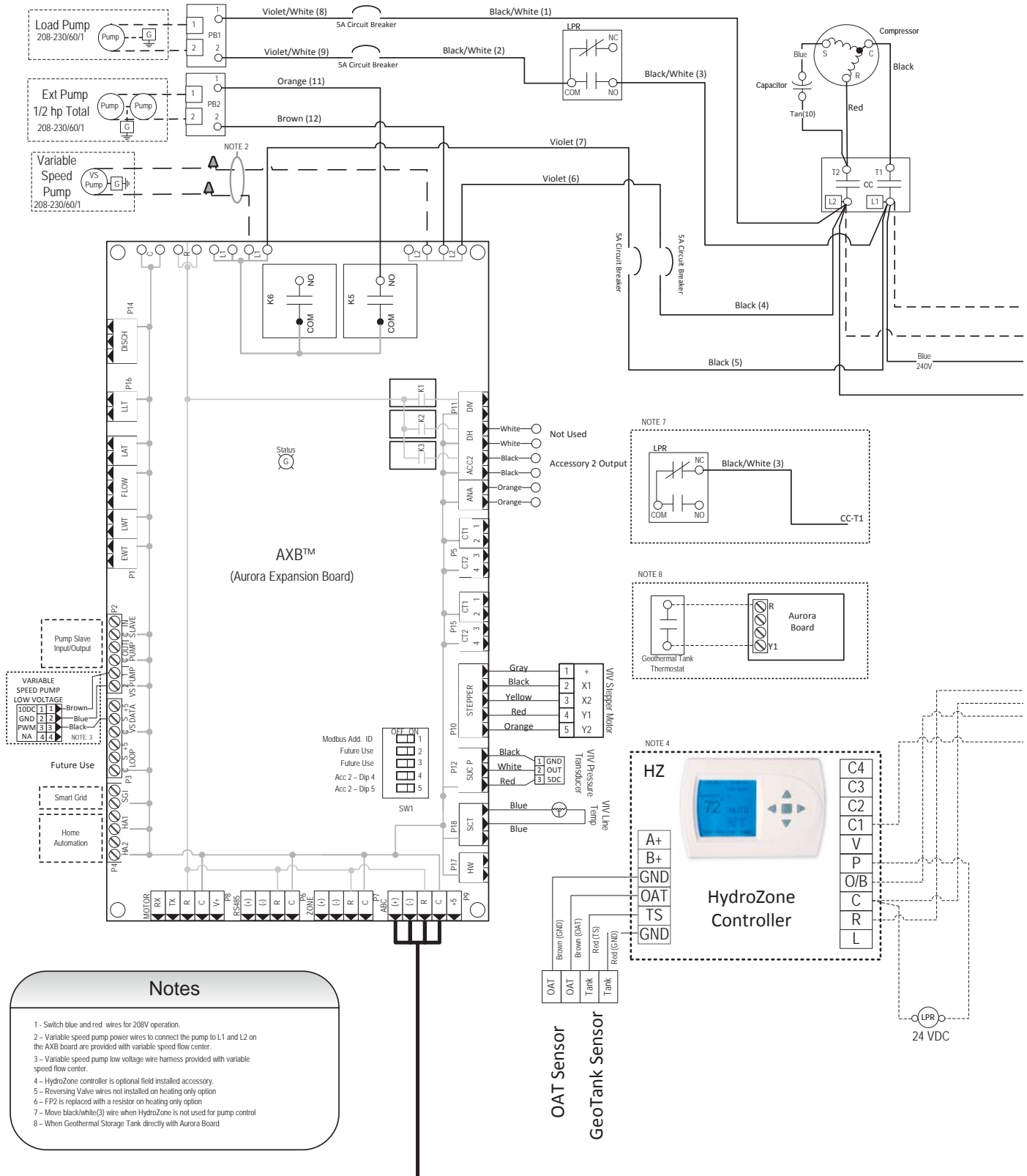
# Performance Data cont.

## 066-Cooling

| Source |          | Load Flow - 10 GPM |        |          |          |          |      |        | Load Flow - 15 GPM |          |          |          |      |        |        | Load Flow - 20 GPM |          |          |      |        |  |  |
|--------|----------|--------------------|--------|----------|----------|----------|------|--------|--------------------|----------|----------|----------|------|--------|--------|--------------------|----------|----------|------|--------|--|--|
| EST °F | Flow GPM | ELT °F             | LLT °F | TC MBTUH | Power kW | HR MBTUH | EER  | LST °F | LLT °F             | TC MBTUH | Power kW | HR MBTUH | EER  | LST °F | LLT °F | TC MBTUH           | Power kW | HR MBTUH | EER  | LST °F |  |  |
| 50     | 10       | 50                 | 39.8   | 51.1     | 2.98     | 61.3     | 17.2 | 62.3   | 43.1               | 51.8     | 2.99     | 62.1     | 17.3 | 62.4   | 44.7   | 52.6               | 3.00     | 62.8     | 17.5 | 62.6   |  |  |
|        |          | 70                 | 58.9   | 55.3     | 3.02     | 65.6     | 18.3 | 63.1   | 62.5               | 55.9     | 3.03     | 66.3     | 18.4 | 63.3   | 64.3   | 56.5               | 3.04     | 66.9     | 18.6 | 63.4   |  |  |
|        |          | 90                 | 78.1   | 59.5     | 3.07     | 69.9     | 19.4 | 64.0   | 82.0               | 60.0     | 3.07     | 70.5     | 19.5 | 64.1   | 84.0   | 60.5               | 3.07     | 71.0     | 19.7 | 64.2   |  |  |
|        |          | 110                | 97.3   | 63.7     | 3.11     | 74.3     | 20.4 | 64.9   | 101.5              | 64.0     | 3.11     | 74.7     | 20.6 | 64.9   | 103.6  | 64.4               | 3.11     | 75.0     | 20.7 | 65.0   |  |  |
|        | 15       | 50                 | 40.0   | 50.0     | 2.90     | 59.8     | 17.2 | 58.0   | 43.2               | 50.7     | 2.91     | 60.6     | 17.4 | 58.1   | 44.9   | 51.4               | 2.92     | 61.4     | 17.6 | 58.2   |  |  |
|        |          | 70                 | 59.2   | 53.8     | 2.93     | 63.8     | 18.4 | 58.5   | 62.7               | 54.4     | 2.94     | 64.4     | 18.5 | 58.6   | 64.5   | 55.0               | 2.94     | 65.1     | 18.7 | 58.7   |  |  |
|        |          | 90                 | 78.5   | 57.6     | 2.96     | 67.7     | 19.5 | 59.0   | 82.2               | 58.1     | 2.97     | 68.3     | 19.6 | 59.1   | 84.1   | 58.7               | 2.97     | 68.8     | 19.7 | 59.2   |  |  |
|        |          | 110                | 97.7   | 61.5     | 2.99     | 71.7     | 20.6 | 59.6   | 101.8              | 61.9     | 2.99     | 72.1     | 20.7 | 59.6   | 103.8  | 62.3               | 3.00     | 72.5     | 20.8 | 59.7   |  |  |
|        | 20       | 50                 | 40.2   | 48.8     | 2.82     | 58.4     | 17.3 | 55.8   | 43.4               | 49.5     | 2.82     | 59.2     | 17.5 | 55.9   | 45.0   | 50.3               | 2.83     | 59.9     | 17.7 | 56.0   |  |  |
|        |          | 70                 | 59.5   | 52.3     | 2.83     | 61.9     | 18.4 | 56.2   | 62.9               | 52.9     | 2.84     | 62.6     | 18.6 | 56.3   | 64.6   | 53.6               | 2.85     | 63.3     | 18.8 | 56.3   |  |  |
|        |          | 90                 | 78.8   | 55.8     | 2.85     | 65.5     | 19.6 | 56.6   | 82.5               | 56.3     | 2.86     | 66.1     | 19.7 | 56.6   | 84.3   | 56.8               | 2.87     | 66.6     | 19.8 | 56.7   |  |  |
|        |          | 110                | 98.1   | 59.3     | 2.87     | 69.1     | 20.7 | 56.9   | 102.0              | 59.7     | 2.88     | 69.5     | 20.7 | 57.0   | 104.0  | 60.1               | 2.89     | 70.0     | 20.8 | 57.0   |  |  |
| 70     | 10       | 50                 | 40.4   | 47.8     | 3.68     | 60.4     | 13.0 | 82.1   | 43.5               | 48.7     | 3.70     | 61.4     | 13.2 | 82.3   | 45.0   | 49.7               | 3.72     | 62.4     | 13.4 | 82.5   |  |  |
|        |          | 70                 | 59.3   | 53.7     | 3.76     | 66.6     | 14.3 | 83.3   | 62.7               | 54.5     | 3.77     | 67.4     | 14.5 | 83.5   | 64.5   | 55.4               | 3.78     | 68.3     | 14.6 | 83.7   |  |  |
|        |          | 90                 | 78.1   | 59.6     | 3.83     | 72.7     | 15.6 | 84.5   | 82.0               | 60.3     | 3.84     | 73.5     | 15.7 | 84.7   | 83.9   | 61.1               | 3.85     | 74.2     | 15.9 | 84.8   |  |  |
|        |          | 110                | 96.9   | 65.5     | 3.91     | 78.9     | 16.8 | 85.8   | 101.2              | 66.1     | 3.91     | 79.5     | 16.9 | 85.9   | 103.3  | 66.7               | 3.92     | 80.1     | 17.0 | 86.0   |  |  |
|        | 15       | 50                 | 40.6   | 47.1     | 3.59     | 59.4     | 13.1 | 77.9   | 43.6               | 48.1     | 3.61     | 60.4     | 13.3 | 78.1   | 45.1   | 49.0               | 3.62     | 61.4     | 13.5 | 78.2   |  |  |
|        |          | 70                 | 59.4   | 52.8     | 3.65     | 65.2     | 14.5 | 78.7   | 62.9               | 53.6     | 3.66     | 66.1     | 14.6 | 78.8   | 64.6   | 54.4               | 3.67     | 67.0     | 14.8 | 78.9   |  |  |
|        |          | 90                 | 78.3   | 58.4     | 3.70     | 71.0     | 15.8 | 79.5   | 82.1               | 59.1     | 3.71     | 71.8     | 15.9 | 79.6   | 84.0   | 59.8               | 3.72     | 72.5     | 16.1 | 79.7   |  |  |
|        |          | 110                | 97.2   | 64.0     | 3.76     | 76.9     | 17.0 | 80.2   | 101.4              | 64.6     | 3.77     | 77.5     | 17.1 | 80.3   | 103.5  | 65.2               | 3.78     | 78.1     | 17.3 | 80.4   |  |  |
|        | 20       | 50                 | 40.7   | 46.5     | 3.50     | 58.4     | 13.3 | 75.8   | 43.7               | 47.4     | 3.51     | 59.4     | 13.5 | 75.9   | 45.2   | 48.4               | 3.53     | 60.5     | 13.7 | 76.0   |  |  |
|        |          | 70                 | 59.6   | 51.8     | 3.54     | 63.9     | 14.6 | 76.4   | 63.0               | 52.7     | 3.55     | 64.8     | 14.8 | 76.5   | 64.7   | 53.5               | 3.56     | 65.6     | 15.0 | 76.6   |  |  |
|        |          | 90                 | 78.6   | 57.2     | 3.57     | 69.4     | 16.0 | 76.9   | 82.3               | 57.9     | 3.59     | 70.1     | 16.1 | 77.0   | 84.1   | 58.6               | 3.60     | 70.8     | 16.3 | 77.1   |  |  |
|        |          | 110                | 97.5   | 62.5     | 3.61     | 74.9     | 17.3 | 77.5   | 101.6              | 63.1     | 3.62     | 75.4     | 17.4 | 77.5   | 103.6  | 63.6               | 3.64     | 76.0     | 17.5 | 77.6   |  |  |
| 90     | 10       | 50                 | 41.1   | 44.5     | 4.39     | 59.5     | 10.2 | 101.9  | 43.9               | 45.6     | 4.41     | 60.7     | 10.4 | 102.1  | 45.3   | 46.8               | 4.43     | 61.9     | 10.5 | 102.4  |  |  |
|        |          | 70                 | 59.6   | 52.2     | 4.49     | 67.5     | 11.6 | 103.5  | 62.9               | 53.2     | 4.51     | 68.6     | 11.8 | 103.7  | 64.6   | 54.2               | 4.53     | 69.7     | 12.0 | 103.9  |  |  |
|        |          | 90                 | 78.0   | 59.8     | 4.60     | 75.5     | 13.0 | 105.1  | 81.9               | 60.7     | 4.61     | 76.4     | 13.2 | 105.3  | 83.8   | 61.6               | 4.63     | 77.4     | 13.3 | 105.5  |  |  |
|        |          | 110                | 96.5   | 67.4     | 4.70     | 83.5     | 14.3 | 106.7  | 100.9              | 68.3     | 4.71     | 84.3     | 14.5 | 106.9  | 103.1  | 69.1               | 4.72     | 85.2     | 14.6 | 107.0  |  |  |
|        | 15       | 50                 | 41.1   | 44.3     | 4.29     | 59.0     | 10.3 | 97.9   | 43.9               | 45.5     | 4.31     | 60.2     | 10.6 | 98.0   | 45.3   | 46.7               | 4.33     | 61.4     | 10.8 | 98.2   |  |  |
|        |          | 70                 | 59.6   | 51.8     | 4.37     | 66.7     | 11.9 | 98.9   | 63.0               | 52.8     | 4.38     | 67.7     | 12.0 | 99.0   | 64.6   | 53.8               | 4.40     | 68.8     | 12.2 | 99.2   |  |  |
|        |          | 90                 | 78.2   | 59.2     | 4.45     | 74.4     | 13.3 | 99.9   | 82.0               | 60.1     | 4.46     | 75.3     | 13.5 | 100.0  | 83.9   | 60.9               | 4.48     | 76.2     | 13.6 | 100.2  |  |  |
|        |          | 110                | 96.7   | 66.6     | 4.53     | 82.1     | 14.7 | 100.9  | 101.0              | 67.4     | 4.54     | 82.8     | 14.8 | 101.0  | 103.2  | 68.1               | 4.55     | 83.6     | 15.0 | 101.1  |  |  |
|        | 20       | 50                 | 41.2   | 44.1     | 4.19     | 58.4     | 10.5 | 95.8   | 44.0               | 45.4     | 4.20     | 59.7     | 10.8 | 96.0   | 45.3   | 46.6               | 4.22     | 61.0     | 11.0 | 96.1   |  |  |
|        |          | 70                 | 59.7   | 51.4     | 4.24     | 65.8     | 12.1 | 96.6   | 63.0               | 52.4     | 4.26     | 66.9     | 12.3 | 96.7   | 64.7   | 53.4               | 4.27     | 68.0     | 12.5 | 96.8   |  |  |
|        |          | 90                 | 78.3   | 58.6     | 4.30     | 73.2     | 13.6 | 97.3   | 82.1               | 59.4     | 4.31     | 74.1     | 13.8 | 97.4   | 84.0   | 60.3               | 4.33     | 75.0     | 13.9 | 97.5   |  |  |
|        |          | 110                | 96.8   | 65.8     | 4.35     | 80.7     | 15.1 | 98.1   | 101.1              | 66.5     | 4.37     | 81.4     | 15.2 | 98.1   | 103.3  | 67.1               | 4.38     | 82.1     | 15.3 | 98.2   |  |  |
| 110    | 10       | 50                 | 41.8   | 41.2     | 5.09     | 58.6     | 8.1  | 121.7  | 44.3               | 42.5     | 5.12     | 60.0     | 8.3  | 122.0  | 45.6   | 43.9               | 5.15     | 61.4     | 8.5  | 122.3  |  |  |
|        |          | 70                 | 59.9   | 50.6     | 5.22     | 68.4     | 9.7  | 123.7  | 63.1               | 51.8     | 5.25     | 69.7     | 9.9  | 123.9  | 64.7   | 53.0               | 5.28     | 71.0     | 10.1 | 124.2  |  |  |
|        |          | 90                 | 78.0   | 60.0     | 5.36     | 78.3     | 11.2 | 125.7  | 81.9               | 61.1     | 5.38     | 79.4     | 11.4 | 125.9  | 83.8   | 62.2               | 5.40     | 80.6     | 11.5 | 126.1  |  |  |
|        |          | 110                | 96.1   | 69.3     | 5.50     | 88.1     | 12.6 | 127.6  | 100.6              | 70.4     | 5.51     | 89.2     | 12.8 | 127.8  | 102.9  | 71.4               | 5.53     | 90.2     | 12.9 | 128.0  |  |  |
|        | 15       | 50                 | 41.7   | 41.5     | 4.98     | 58.5     | 8.3  | 117.8  | 44.3               | 42.9     | 5.01     | 60.0     | 8.6  | 118.0  | 45.6   | 44.3               | 5.03     | 61.5     | 8.8  | 118.2  |  |  |
|        |          | 70                 | 59.9   | 50.7     | 5.09     | 68.1     | 10.0 | 119.1  | 63.1               | 52.0     | 5.11     | 69.4     | 10.2 | 119.3  | 64.7   | 53.2               | 5.13     | 70.7     | 10.4 | 119.4  |  |  |
|        |          | 90                 | 78.0   | 60.0     | 5.19     | 77.7     | 11.6 | 120.4  | 81.9               | 61.0     | 5.21     | 78.8     | 11.7 | 120.5  | 83.8   | 62.1               | 5.23     | 79.9     | 11.9 | 120.7  |  |  |
|        |          | 110                | 96.2   | 69.2     | 5.30     | 87.3     | 13.1 | 121.6  | 100.7              | 70.1     | 5.31     | 88.2     | 13.2 | 121.8  | 102.9  | 71.0               | 5.33     | 89.2     | 13.3 | 121.9  |  |  |
|        | 20       | 50                 | 41.6   | 41.8     | 4.87     | 58.4     | 8.6  | 115.8  | 44.2               | 43.3     | 4.89     | 60.0     | 8.8  | 116.0  | 45.5   | 44.8               | 4.91     | 61.5     | 9.1  | 116.2  |  |  |
|        |          | 70                 | 59.8   | 50.9     | 4.95     | 67.8     | 10.3 | 116.8  | 63.0               | 52.1     | 4.97     | 69.1     | 10.5 | 116.9  | 64.7   | 53.4               | 4.98     | 70.4     | 10.7 | 117.0  |  |  |
|        |          | 90                 | 78.0   | 60.0     | 5.02     | 77.1     | 11.9 | 117.7  | 81.9               | 61.0     | 5.04     | 78.2     | 12.1 | 117.8  | 83.8   | 62.0               | 5.06     | 79.2     | 12.3 | 117.9  |  |  |
|        |          | 110                | 96.2   | 69.1     | 5.10     | 86.4     | 13.6 | 118.6  | 100.7              | 69.8     | 5.11     | 87.3     | 13.7 | 118.7  | 102.9  | 70.6               | 5.13     | 88.1     | 13.8 | 118.8  |  |  |

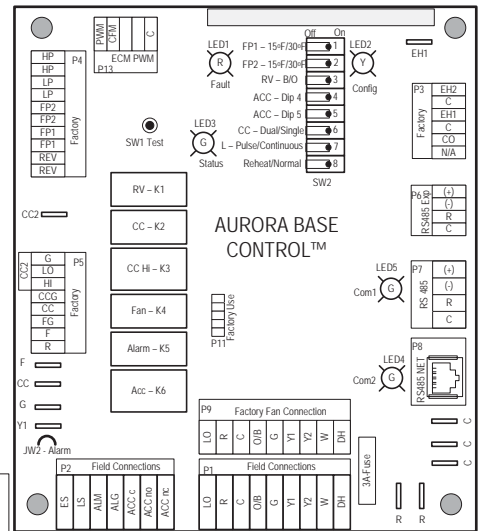
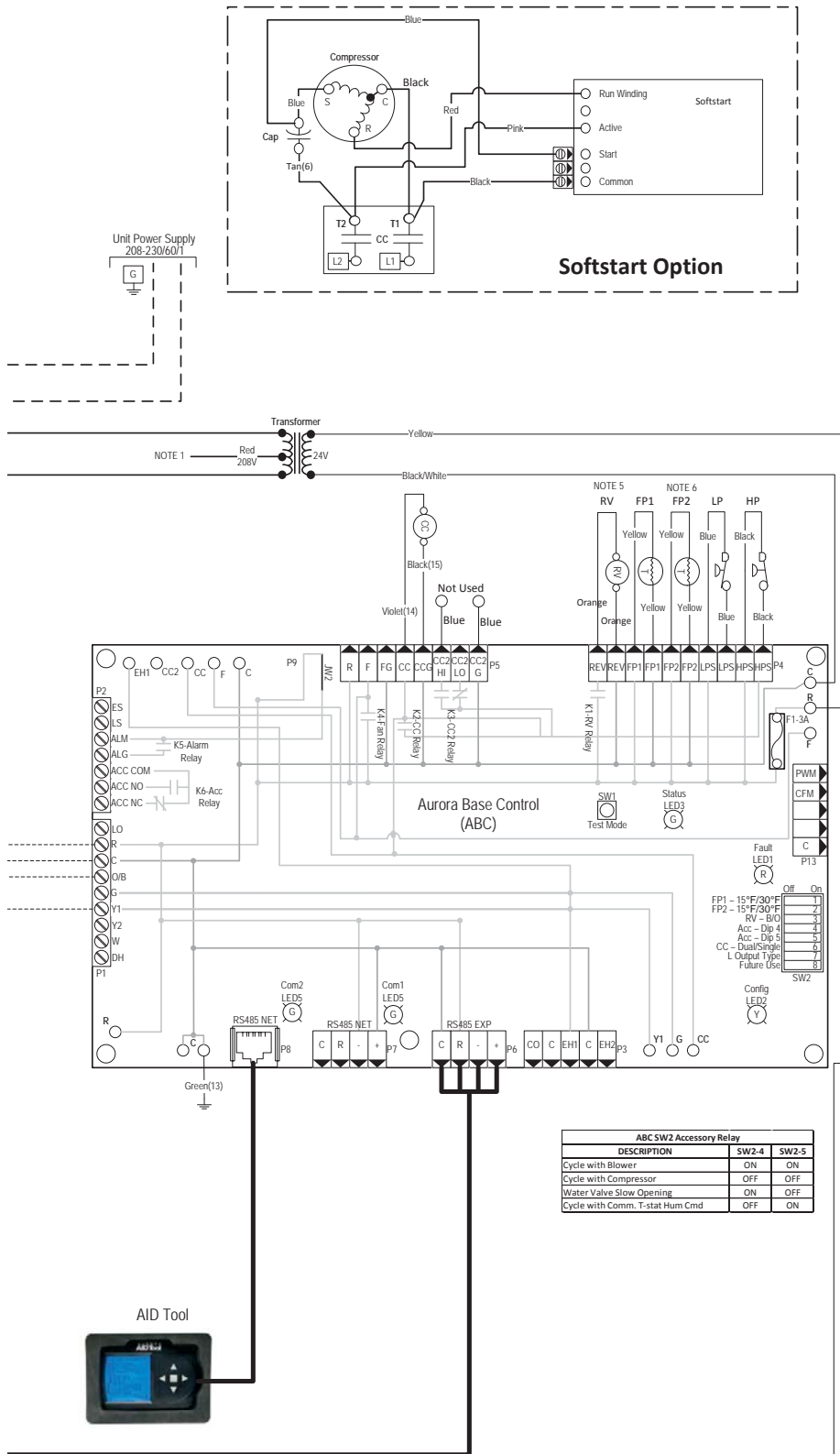
# Wiring Schematics

## Aurora Advanced EVI Water-Water 208-230/60/1



# Wiring Schematics

## Aurora Advanced EVI Water-Water 208-230/60/1



| Slow Flash                              | 1 second on and 1 second off  |
|---|---|
| Fast Flash                              | 100 milliseconds on and 100 milliseconds off  |
| Flash Code                              | 100 milliseconds on and 400 milliseconds off with a 2 second pause before repeating |
| Random Start Delay (Alternating Colors) | Configuration LED (LED2, Yellow)  |
| Status LED (LED1, Green)                | No Software Override  |
| Configuration LED (LED2, Yellow)        | Fast Flash  |
| Fault LED (LED3, Red)                   | Fast Flash  |
| Status LED (LED3, Green)                | ON  |
| Normal Mode                             | OFF   |
| Input Fault Lockout                     | Flash Code 1  |
| High Pressure Lockout                   | Flash Code 2  |
| Low Pressure Lockout                    | Flash Code 3  |
| Future Use                              | Flash Code 4  |
| Freeze Detection - FP1                  | Flash Code 5  |
| Reserved                                | Flash Code 6  |
| Condensate Overflow Lockout             | Flash Code 7  |
| Over/Under Voltage Shutdown             | Flash Code 8  |
| Future Use                              | Flash Code 9  |
| Future Use                              | Flash Code 10   |
| FP1 and FP2 Sensor Error                | Flash Code 11   |

| Event  | Normal Mode        | Test Mode          |
|--|--------------------|--------------------|
| Random Start Delay                             | 5 to 80 seconds    | 1 second           |
| Compressor On Delay                            | 5 seconds          | < 1 second         |
| Compressor Minimum On Time                     | 2 minutes          | 5 seconds          |
| Compressor Short Cycle Delay                   | 4 minutes          | 15 seconds         |
| Fault Recognition Delay - High Pressure        | Less than 1 second | Less than 1 second |
| Start-Up Bypass - Low Pressure                 | 2 minutes          | 30 seconds         |
| Fault Recognition Delay - Low Pressure         | 30 seconds         | 30 seconds         |
| Start-Up Bypass - Low Water Coil Limit         | 2 minutes          | 30 seconds         |
| Fault Recognition Delay - Low Water Coil Limit | 30 seconds         | 30 seconds         |
| Fault Recognition Delay - Condensate Overflow  | 30 seconds         | 30 seconds         |
| Hydro-Zone Call Recognition Time               | 2 seconds          | 2 seconds          |
| Water Valve Slow Open Delay                    | 90 seconds         | 90 seconds         |

**Legend**

- Field Installed Item
- Factory Low Voltage wiring
- Factory Line voltage wiring
- Field low voltage wiring
- Field line voltage wiring
- Optional block
- DC Voltage PCB traces
- Junction
- Quick connect terminal
- Wire nut
- Field wire lug
- Ground
- Relay Contacts- N.O., N.C.
- Fuse
- Breaker
- Thermistor
- Light emitting diode - Green
- Relay coil
- Capacitor w/ bleed resistor
- Switch - Condensate overflow
- Switch - High pressure
- Switch - Low pressure
- Polarized connector
- Current Transducer (CT)

CC - Compressor Contactor  
 CO - Condensate overflow sensor  
 K6 - DHW pump relay  
 K5 - Loop pump relay  
 HP - High pressure switch  
 LP - Low pressure switch  
 VIV - Vapor Injection Valve  
 LPR - Load Pump Relay  
 PB1, PB2 - Power blocks  
 RV - Reversing Valve coil  
 SW1 - DIP package 5 position AXB  
 SW1 - TEST MODE ABC Board  
 SW2 - DIP package 8 position ABC Board  
 FP - Freeze Protection  
 OAT - Outdoor Air Temperature

## Accessories and Options

### IntelliStart (Model 040 Only)

IntelliStart is a single phase compressor soft starter which reduces the normal start current (LRA) by 60-70%. It should be used in applications that require low starting amps, reduced compressor start-up noise, off-grid, and improved start-up behavior. IntelliStart is available as a factory installed option or a field installed kit. IntelliStart is available on 208-230/60/1 voltage.

### Water Connection Kits (Field Installed)

Water connection kits are available to facilitate loop side and load side water connections.

- **MA4FPT** - Forged brass 1" MPT x 1" FPT square street elbow with P/T plug for NEW040 water side connections
- **MA5FPT** - Forged brass 1.25" MPT x 1.25" FPT square street elbow with P/T plug for NEW050-NEW066 water side connections
- **2-HVAC-1x24** - 1 inch x 24 inch stainless steel braided hose kit
- **2-HVAC-1 1/4x24** - 1 ¼ inch x 24 inch stainless steel braided hose kit

### Earth Loop Pump Kit (Field Installed)

A specially designed one or two-pump module provides all liquid flow, fill and connection requirements for independent single unit systems (230/60/1 only). The one-pump module (FC1-FPT or FC1-GL) is capable of 25 feet of head at 12.0 GPM, while the two-pump module (FC2-FPT or FC1-GL) is capable of 50 feet of head at 12.0 GPM.

### Load-side Pump Kit (Field Installed)

Four (4) load pump kits are available to provide all liquid flow requirements for independent single unit systems (230/60/1 only). Part number **24S516-10** (Grundfos UPS15-42RU) is a composite body pump. **EWPK2** (Grundfos UP26-64BF) is bronze body pump. Bronze or composite body pumps should be used when water conditions exist that are not compatible with cast iron or for applications such as domestic water heating. Part number **EWPK1** and **EWPK3** come with a cast iron body pump (Grundfos UP26-99F) that can be used for hydronic heating applications.

Calculate the system pressure drop then refer to the pump curves in figure 8 to select the proper pump. All four (4) of the pump kits can be used for hydronic heating applications as long as they meet the flow requirements. If the flow requirements are outside the pump curve, an alternate pump will need to be obtained to maintain the necessary flow.

- **24S516-10** - UPS15-42RU composite PPS, ¾ inch union sweat connection
- **EWPK1** - UP26-99F cast iron volute, 1 inch FPT flange connection
- **EWPK2** - UP26-64BF bronze volute, 1 inch FPT flange connection
- **EWPK3** - UP26-99F cast iron volute, 1-¼ inch FPT flange connection

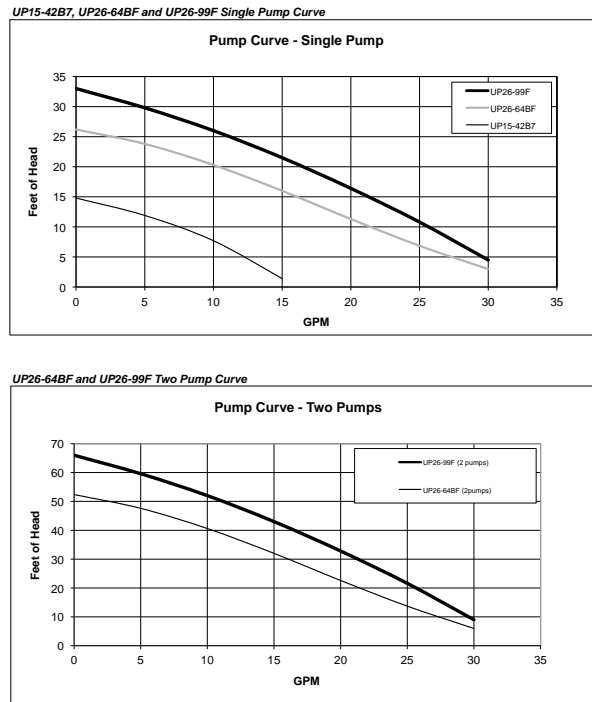
### HydroZone Tank Controller

Tank controller (**HZC**) that adds outdoor reset with warm weather shutdown, setpoint control, process control, and management of four compressor outputs for our water-to-water systems.

### HZAB

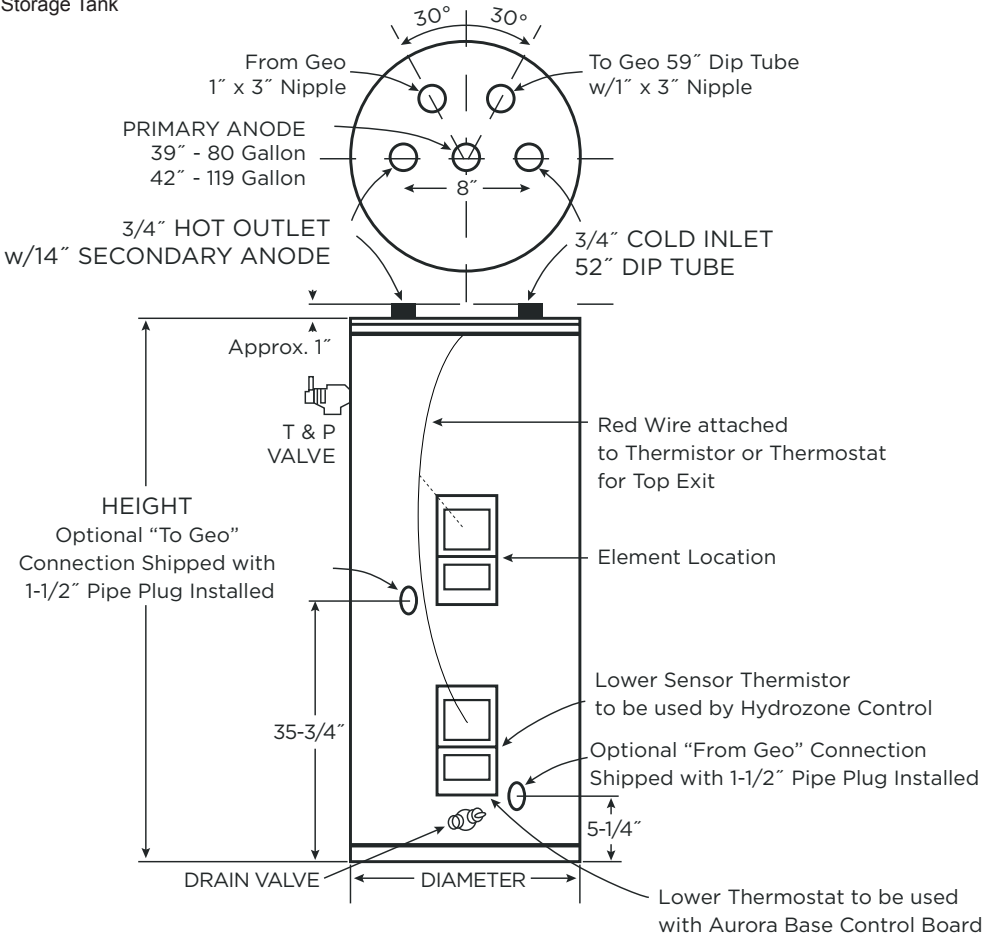
This is used in conjunction with the HydroZone to control the Geo-Storage tank electric heating element.

Figure 8: UP26-64BF and UP26-99F Single and Two Pump Curve



# Accessories and Options cont.

Figure 9: Geothermal Storage Tank



| MODEL NUMBER    | GALLON CAPACITY | ELEMENT WATTAGE (240 VOLT) | NUMBER OF ELEMENTS | R VALUE | DIMENSIONS IN INCHES |          | APPROX. SHIPPING WEIGHT (lbs.) |
|-----------------|-----------------|----------------------------|--------------------|---------|----------------------|----------|--------------------------------|
|                 |                 |                            |                    |         | HEIGHT               | DIAMETER |                                |
| GEO-STORAGE-80  | 80              | 4500                       | 1                  | 16      | 63-1/4               | 24       | 204                            |
| GEO-STORAGE-120 | 119             | 4500                       | 1                  | 16      | 63-1/4               | 28       | 311                            |

## Engineering Guide Specifications

### General

The liquid source water-to-water heat pump shall be a single packaged heating only or reverse-cycle heating/cooling unit. The unit shall be listed by a nationally recognized safety-testing laboratory or agency, such as ETL Testing Laboratory, Underwriters Laboratory (UL), or Canadian Standards Association (CSA). The unit shall be rated in accordance with Air Conditioning, Heating, and Refrigeration Institute/International Standards Organization (AHRI/ISO) and Canadian Standards Association (CSA-US). The liquid source water-to-water heat pump unit, as manufactured by WaterFurnace International, Fort Wayne, Indiana, shall be designed to operate with source liquid temperatures between 50°F [10°C] and 110°F [43.3°C] in cooling, and between 30°F [-1°C] and 90°F [32.2°C] in heating.

### Casing and Cabinet

The cabinet shall be fabricated from heavy-gauge galvanized steel and finished with corrosion-resistant powder coating. This corrosion protection system shall meet the stringent 1,000 hour salt spray test per ASTM B117. The interior shall be insulated with ½ in. thick, multi-density, coated glass fiber for noise suppression.

All units shall have separate holes and knockouts for entrance of line voltage and low voltage control wiring. All factory-installed wiring passing through factory knockouts and openings shall be protected from sheet metal edges at openings by plastic ferrules. The control box shall be field switchable from front to back for improved application flexibility with quick attach low voltage harnesses. The control box is shipped standard on the opposite end of the water connections.

### Refrigerant Circuit

All units shall utilize the non-ozone depleting and low global warming potential refrigerant R-410A. All units shall contain a sealed refrigerant circuit including a hermetic motor-compressor, bidirectional thermostatic expansion valve, reversing valve, coaxial tube water-to-refrigerant heat exchanger, electronic expansion valve (VI circuit), and service ports.

Compressors shall be high-efficiency scroll type designed for vapor injection, heat pump duty and mounted on vibration isolators. The compressor shall be double isolation mounted using selected durometer grommets to provide vibration free compressor mounting. All models will feature a compressor discharge muffler to help quiet compressor gas pulsations. A high density sound attenuating blanket shall be factory installed around the compressor to reduce sound. Compressor motors shall be single-phase PSC with overload protection.

The coaxial water-to-refrigerant heat exchanger shall be designed for low water pressure drop and constructed of a convoluted copper inner tube and a steel outer tube. Refrigerant-to-water heat exchangers shall be of copper inner water tube and steel refrigerant outer tube design, rated to withstand 650 PSIG (4481 kPa) working refrigerant pressure and 450 PSIG (3101 kPa) working water pressure. The thermostatic expansion valve shall provide proper superheat over the entire liquid temperature range with minimal "hunting." The valve shall operate bidirectionally without the use of check valves.

### Piping and Connections

Supply and return water connections shall be 1 in. [25.4 mm] for the 040, 1 ¼ in. [31.75 mm] for the 050-066. The FPT fittings shall be fixed to the cabinet by use of a captive fitting, which eliminates the need for backup pipe wrenches.

### Electrical

A control box shall be located within the unit compressor compartment and shall contain a 75VA transformer with a built-in circuit breaker, 24 volt activated compressor contactor, terminal block for thermostat wiring and solid-state controller for complete unit operation. Electromechanical operation WILL NOT be accepted. Units shall be name-plated for use with time delay fuses or HACR circuit breakers. Unit controls shall be 24 volt and provide heating or cooling as required by the remote thermostat/sensor.

A standard microprocessor-based controller that interfaces with an electronic thermostat to monitor and control unit operation shall be provided. The control shall provide operational sequencing, high and low pressure switch monitoring, freeze detection, lockout mode control, loop pump control, LED status and fault indicators, fault memory, field selectable options and accessory output. The control shall provide fault retry three times before locking out to limit nuisance trips. Anti short-cycle protection shall be integral to the control.

A detachable terminal block with screw terminals will be provided for field control wiring. All units shall have knockouts for entrance of low and line voltage wiring.

Optional IntelliStart (compressor Soft Starter) shall be factory installed for use in applications that require low starting amps, reduced compressor start-up noise, off-grid, and improved start-up behavior. IntelliStart shall reduce normal starting current by 60% on 208-230/60/1 units.

## Engineering Guide Specifications cont.

---

### Accessories

#### Hose Kits – Automatic Balancing and Ball Valves with ‘Y’ strainer (field-installed)

P/N - HHK81S (1 in. hose kit for 040)

HHK100S (1 ¼ in. hose kit for 050-066)

A flexible steel braid hose featuring Kevlar® reinforced EPDM core with ANSI 302/304 stainless steel outer braid and fire rated materials per ASTM E 84-00 (NFPA 255, ANSI/UL 723 & UBC 8-1). Ball valve at one end; swivel connector with adapter at the other end (swivel to adapter connection via fiber or EPDM gasket). Swivel connection provides union between heat pump and piping system. The hoses feature brass fittings, stainless steel ferrules. A “y” strainer is provided on one end for fluid straining and integral “blowdown” valve. A full port ball valve shall be provided with integral P/T (pressure/temperature) port on supply hose and automatic balancing valve with integral P/T ports and full port ball valve on return hose.

#### Specifications:

- Temperature range of 35°F [2°C] to 180°F [82°C].
- Max. working pressure of 400 psi [2756 kPa] for ½ in. and ¾ in. hose kits; max. working pressure of 350 psi [2413 kPa] for 1 in. and 1 ¼ in. hose kits.
- Minimum burst pressure of four times working pressure.

## Notes

---

## Revision Guide

---

| <b>Pages:</b> | <b>Description:</b>              | <b>Date:</b> | <b>By:</b> |
|---------------|----------------------------------|--------------|------------|
| 30-35         | Updated Heating Performance Data | 01 May 2015  | MA         |
| All           | Literature Creation              | 05 Feb 2015  | MA         |



# GEOSMART ENERGY



650 Jamieson Parkway, Unit #1, Cambridge, Ontario N3C 0A5 | o: 1.866.310.6690 | f: 1.866.533.3889

[GEOSMARTENERGY.COM](http://GEOSMARTENERGY.COM)

Product: **Premium HE Series with OptiHeat**  
Type: Premium Forced Air Geothermal Comfort System  
Size: 3-5 Ton Dual Capacity  
Document Type: Specification Catalog  
Ref. Number: SC2508AG2  
Revision Date: 05/15  
Revision Number: 2  
Document Name: TEC-PRE-HE-0215v2

©2015 The manufacturer has a policy of continual product research and development and reserves the right to change design and specifications without notice.